



الغرفة الإسلامية للتجارة والصناعة والزراعة
Islamic Chamber of Commerce, Industry & Agriculture
La Chambre Islamique de Commerce, d'Industrie et d'Agriculture

TOP ICCIA COUNTRIES IN INTERNATIONAL RANKINGS 2023





الغرفة الإسلامية للتجارة والصناعة والزراعة
Islamic Chamber of Commerce, Industry & Agriculture
La Chambre Islamique de Commerce, d'Industrie et d'Agriculture

ICCIA REPORT INCLUDES THE BELOW 36 INDEXES

2 IMD World Competitiveness Ranking

5 IMD World Digital Competitiveness Ranking

9 Index of Economic Freedom

12 Global Economic Diversification Index

15 Brand Finance City Index

18 Logistics Performance Index (LPI)

21 Competitive Industrial Performance Index

24 Global Entrepreneur Monitor

27 FM Global Resilience Index

30 Bertelsmann Transformation Index

33 Global Muslim Travel Index

37 Human Development Report

40 Global Innovation Index

43 IMD World Talent Ranking

47 Global Talent Competitiveness Index

50 Government AI Readiness Index

53 Smart City Index

56 Global Sustainable Competitiveness Index

59 Sustainable Development Report

62 Networked Readiness Index

65 Environmental Performance Index

68 Climate Change Performance Index

71 World Energy Trilemma Index

74 Global Food Security Index

77 The Legatum Prosperity Index

80 Global Knowledge Index

83 International Property Rights Index

86 Global Peace Index

89 Global Business Bribery Index

92 Corruption perceptions Index

95 Fragile State Index

98 Social Progress Index

101 Mercer Global Pension Index

104 Global Gender Gap Report

107 Women, Business and the Law Report

110 World Happiness Index

IMD WORLD COMPETITIVENESS RANKING 2022

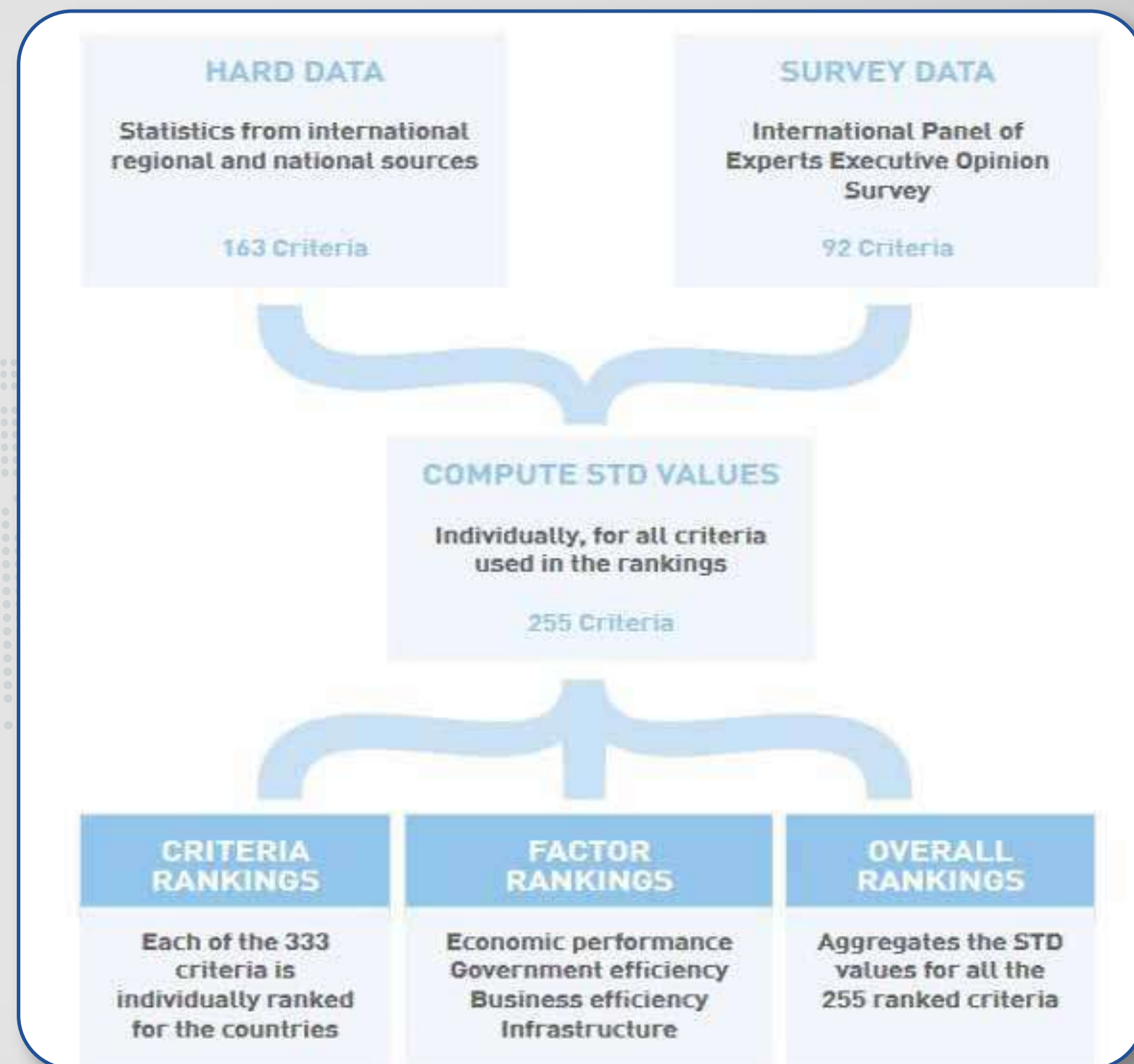




الغرفة الإسلامية للتجارة والصناعة والزراعة
Islamic Chamber of Commerce, Industry & Agriculture
La Chambre Islamique de Commerce, d'Industrie et d'Agriculture

WHAT IS THE WORLD COMPETITIVENESS RANKING 2022?

Based on 333 competitiveness criteria, the **IMD World Competitiveness Ranking 2022** measures the extent to which a country promotes the prosperity of its people by measuring economic well-being, across 63 countries from all over the world.

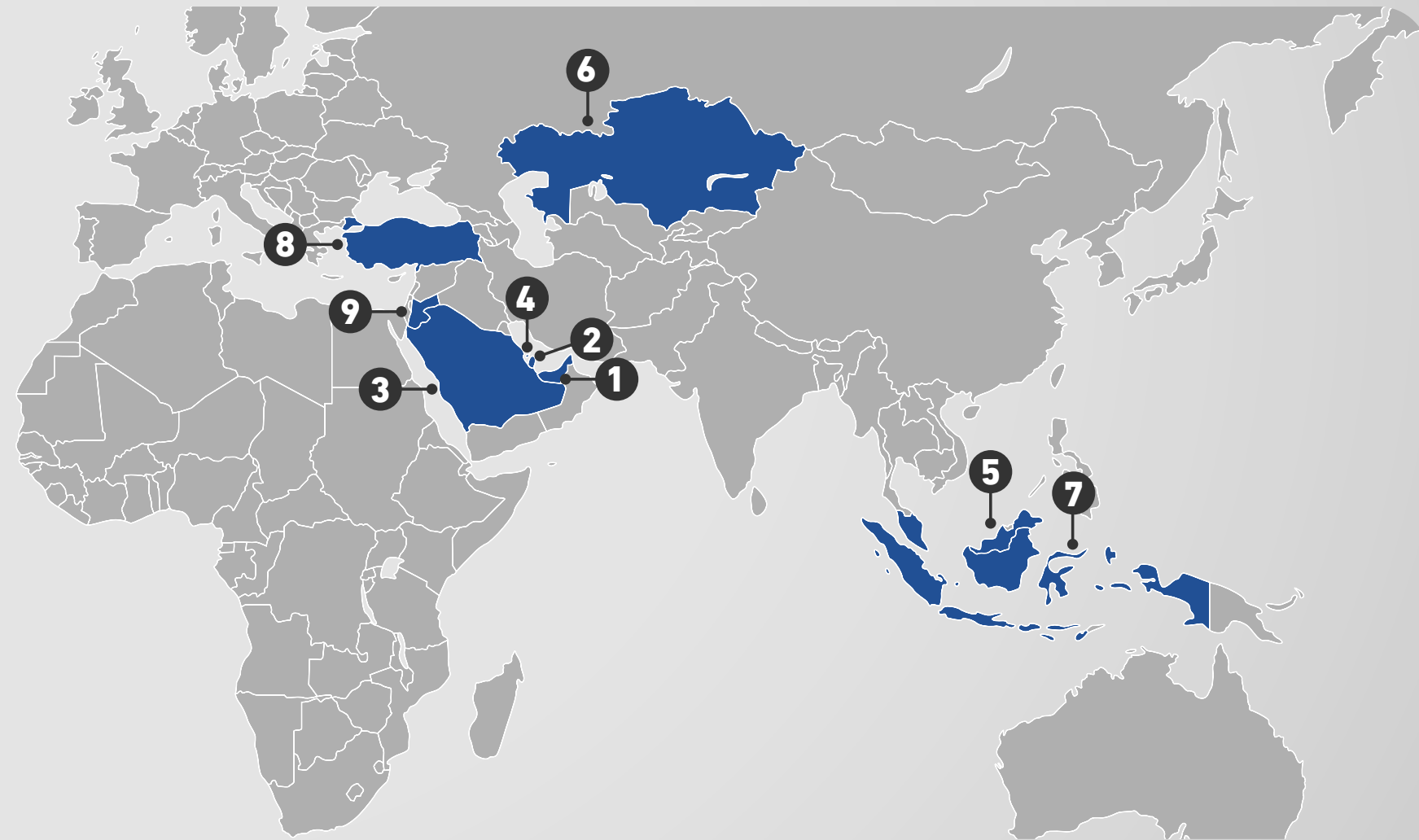




الغرفة الإسلامية للتجارة والصناعة والزراعة
Islamic Chamber of Commerce, Industry & Agriculture
La Chambre Islamique de Commerce, d'Industrie et d'Agriculture

TOP ICCIA COUNTRIES IN THE IMD WORLD COMPETITIVENESS RANKING 2022

1		UAE	12	88.67
2		QATAR	18	83.85
3		SAUDI ARABIA	24	76.82
4		BAHRAIN	30	73.28
5		MALAYSIA	32	68.79
6		KAZAKHSTAN	43	64.19
7		INDONESIA	44	63.29
8		TÜRKIYE	52	51.44
9		JORDAN	56	46.77



SCORE

GLOBAL RANK

IMD WORLD DIGITAL COMPETITIVENESS RANKING 2022





الغرفة الإسلامية للتجارة والصناعة والزراعة
Islamic Chamber of Commerce, Industry & Agriculture
La Chambre Islamique de Commerce, d'Industrie et d'Agriculture

WHAT IS THE IMD WORLD DIGITAL COMPETITIVENESS RANKING 2022?

The IMD World Digital Competitiveness Ranking 2022 measures the capacity and readiness of 63 economies, to adopt and explore digital technologies as a key driver for economic transformation in business, government and wider society. The rankings are calculated on the basis of the 52 ranked criteria: 32 Hard and 20 Survey data.





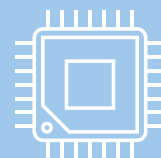
DIGITAL COMPETITIVENESS FACTORS AND SUB-FACTORS



Knowledge

Know-how necessary to discover, understand and build new technologies.

- › Talent
- › Training and Education
- › Scientific Concentration



Technology

Overall context that enables the development of digital technologies.

- › Regulatory Framework
- › Capital
- › Technological Framework



Future Readiness

Level of country preparedness to exploit digital transformation.

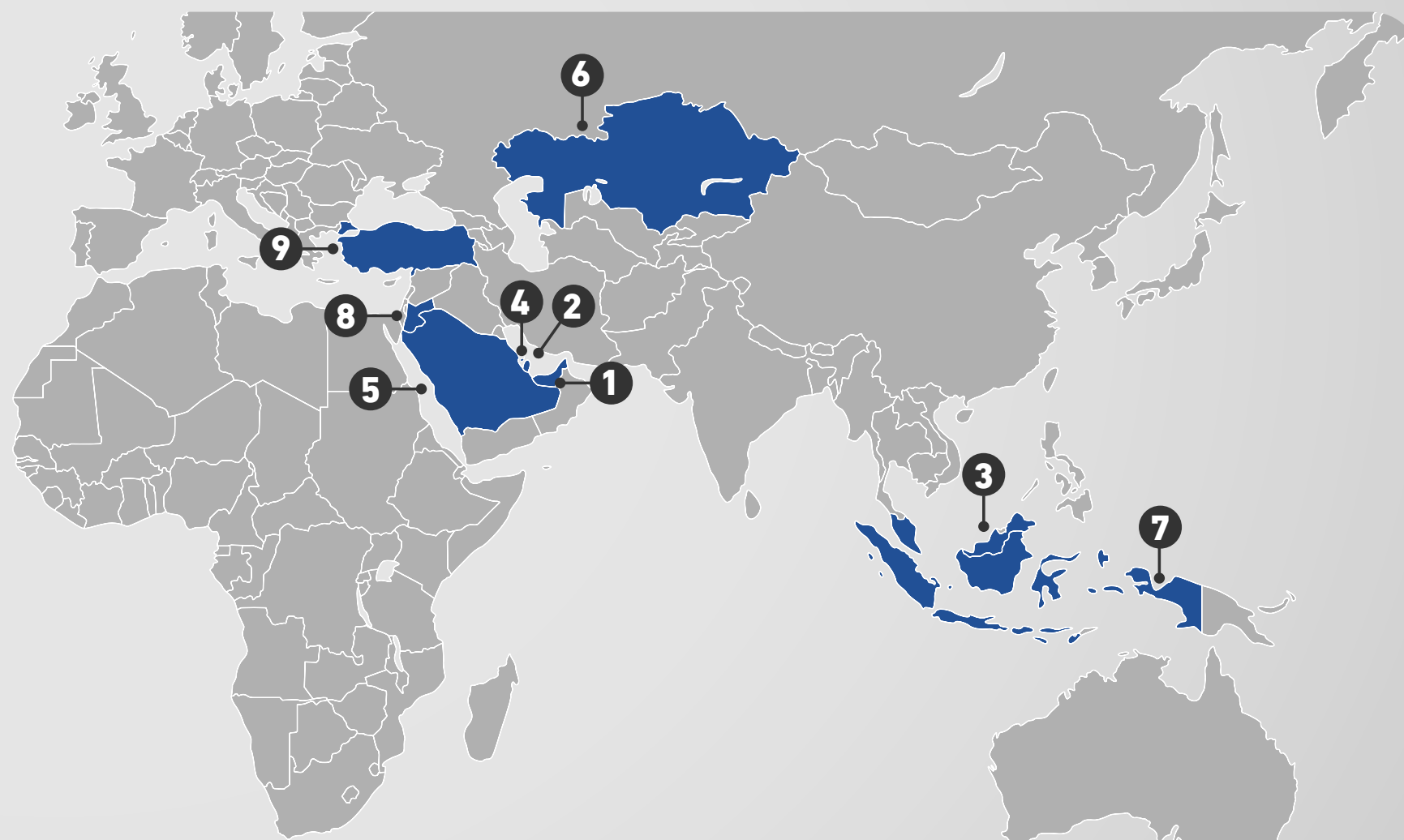
- › Adaptive Attitudes
- › Business Agility
- › IT Integration



الجمعية الإسلامية للتجارة والصناعة والزراعة
Islamic Chamber of Commerce, Industry & Agriculture
La Chambre Islamique de Commerce, d'Industrie et d'Agriculture

TOP ICCIA COUNTRIES IN THE IMD WORLD DIGITAL COMPETITIVENESS RANKING 2022

1		UAE	13	91.42
2		QATAR	26	78.37
3		MALAYSIA	31	76.42
4		BAHRAIN	32	75.85
5		SAUDI ARABIA	35	73.87
6		KAZAKHSTAN	36	73.03
7		INDONESIA	51	56.74
8		JORDAN	53	56.04
9		TÜRKIYE	54	55.02



SCORE

GLOBAL RANK

INDEX OF ECONOMIC FREEDOM 2023


The
Heritage Foundation

2023 INDEX OF
**ECONOMIC
FREEDOM**



الغرفة الإسلامية للتجارة والصناعة والزراعة
Islamic Chamber of Commerce, Industry & Agriculture
La Chambre Islamique de Commerce, d'Industrie et d'Agriculture

WHAT IS THE INDEX OF ECONOMIC FREEDOM 2023?

The Index of Economic Freedom 2023 measures jurisdictions against each other in terms of trade freedom, tax burden, judicial effectiveness, and so on. These factors may be weighted according to their influence on economic freedom and compiled into a single score that allows for a ranking. The ranking can be done on a country basis or can look at wider regions or smaller sub-national units like states. The report covers 184 countries from around the globe.





الغرفة الإسلامية للتجارة والصناعة والزراعة
Islamic Chamber of Commerce, Industry & Agriculture
La Chambre Islamique de Commerce, d'Industrie et d'Agriculture

TOP ICCIA COUNTRIES IN THE INDEX OF ECONOMIC FREEDOM 2023

1		UAE	24	70.9
2		QATAR	36	68.6
3		MALAYSIA	42	67.3
4		BRUNEI DARUSSALAM	48	65.7
5		ALBANIA	49	65.3
6		INDONESIA	60	63.5
7		BOSNIA AND HERZEGOVINA	63	62.9
8		BAHRAIN	68	62.5
9		KAZAKHSTAN	71	62.1
10		AZERBAIJAN	75	61.4



SCORE

GLOBAL RANK

GLOBAL ECONOMIC DIVERSIFICATION INDEX 2023



Global Economic
Diversification
Index 2023





الغرفة الإسلامية للتجارة والصناعة والزراعة
Islamic Chamber of Commerce, Industry & Agriculture
La Chambre Islamique de Commerce, d'Industrie et d'Agriculture

WHAT IS THE GLOBAL ECONOMIC DIVERSIFICATION INDEX 2023?

Covering 105 countries from all over the world, the **Global Economic Diversification Index 2023** measures a country's economic diversification performance, through assessing 3 main elements; namely: Production & Output Diversification, Trade Diversification, and Government Revenue Diversification.

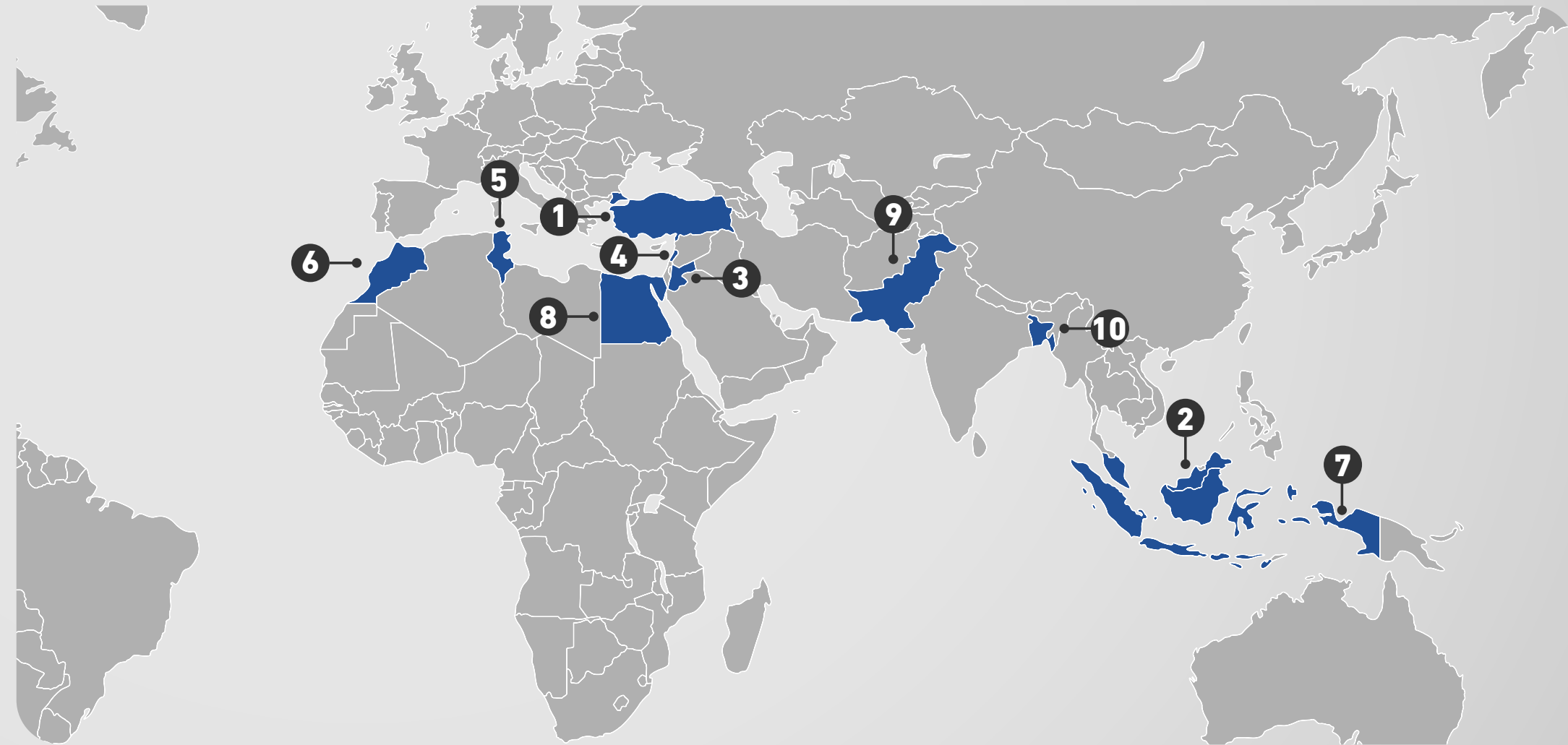




الغرفة الإسلامية للتجارة والصناعة والزراعة
Islamic Chamber of Commerce, Industry & Agriculture
La Chambre Islamique de Commerce, d'Industrie et d'Agriculture

TOP ICCIA COUNTRIES IN THE GLOBAL ECONOMIC DIVERSIFICATION INDEX 2023

1		TÜRKIYE	106.5
2		MALAYSIA	103.7
3		JORDAN	101.6
4		LEBANON	101.2
5		TUNISIA	100.5
6		MOROCCO	98.4
7		INDONESIA	96.7
8		EGYPT	96.2
9		PAKISTAN	95.7
10		BANGLADESH	94.7



SCORE

BRAND FINANCE CITY INDEX 2023

Brand Finance®

**BRAND FINANCE
CITY INDEX 2023**



الغرفة الإسلامية للتجارة والصناعة والزراعة
Islamic Chamber of Commerce, Industry & Agriculture
La Chambre Islamique de Commerce, d'Industrie et d'Agriculture

WHAT IS THE BRAND FINANCE CITY INDEX 2023?











In its 1st edition, the **Brand Finance City Index 2023** is based on a global survey of close to 15,000 members of the public conducted in 20 countries on all continents to measure perceptions of the world's top 100 cities.

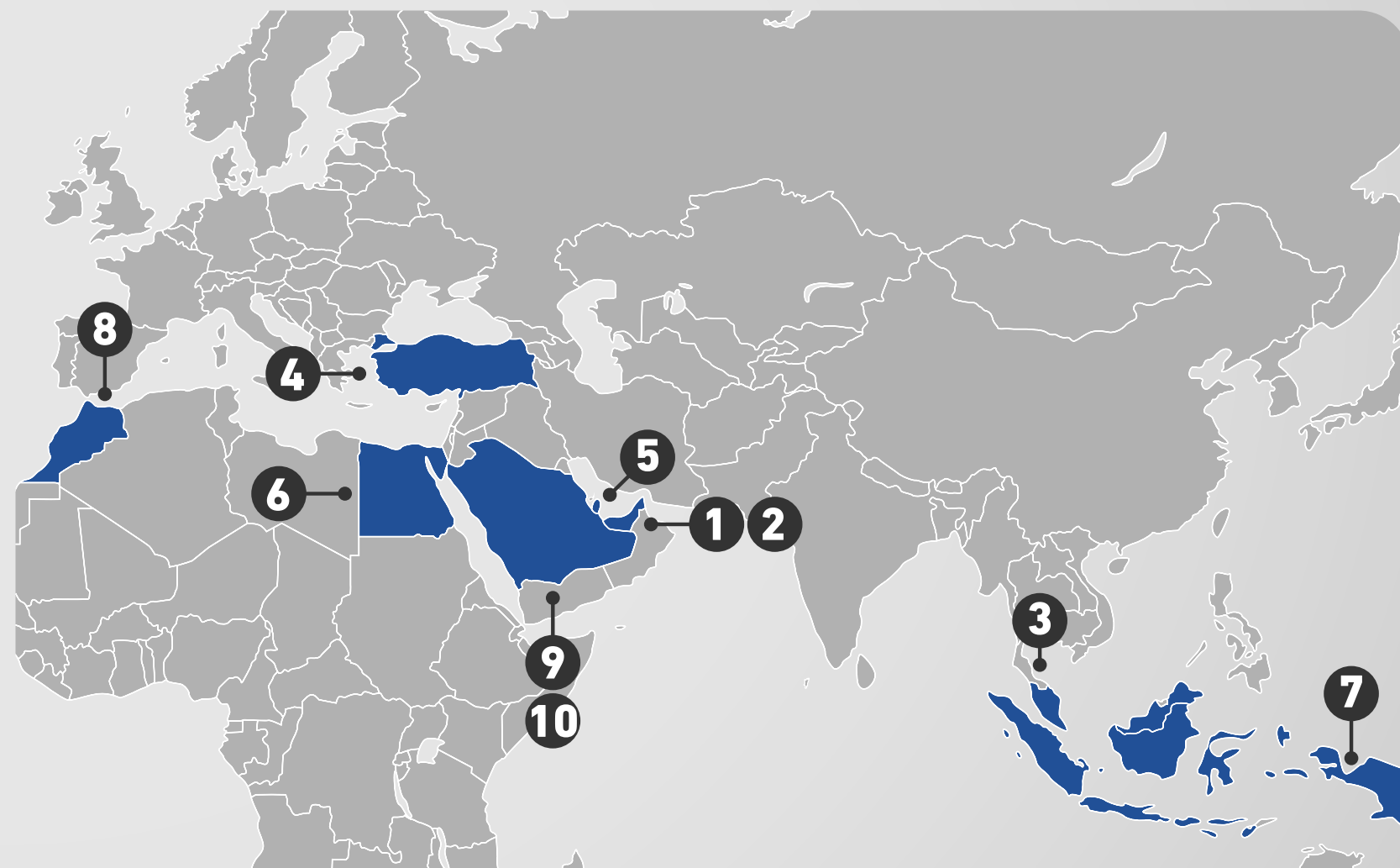




الغرفة الإسلامية للتجارة والصناعة والزراعة
Islamic Chamber of Commerce, Industry & Agriculture
La Chambre Islamique de Commerce, d'Industrie et d'Agriculture

TOP ICCIA CITIES IN THE BRAND FINANCE CITY INDEX 2023

1		DUBAI	9	75.8
2		ABU DHABI	28	70.4
3		KUALA LUMPUR	53	64.3
4		INSTANBUL	64	61.6
5		DOHA	65	61.4
6		CAIRO	67	60.7
7		JAKARTA	70	60.3
8		CASABLANCA	76	59.3
9		JEDDAH	77	59.2
10		RIYADH	78	59.1



SCORE

GLOBAL RANK

LOGISTICS PERFORMANCE INDEX (LPI) 2023

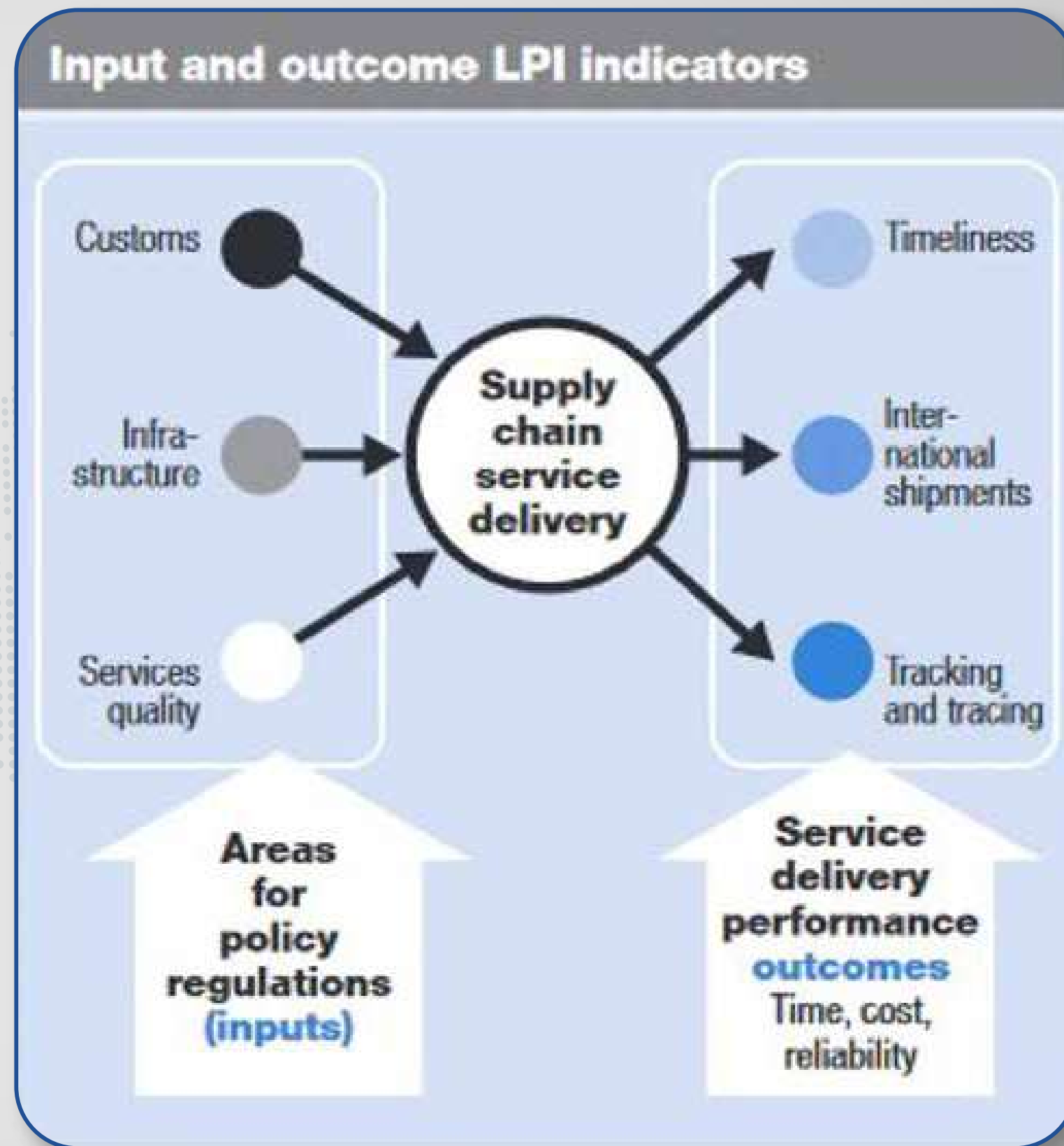




الغرفة الإسلامية للتجارة والصناعة والزراعة
Islamic Chamber of Commerce, Industry & Agriculture
La Chambre Islamique de Commerce, d'Industrie et d'Agriculture

WHAT IS THE LOGISTICS PERFORMANCE INDEX (LPI) 2023?

Covering 139 countries, the **Logistics Performance Index (LPI) 2023** measures logistics performance in several dimensions and offers two different perspectives: one based on the perceptions of international logistics professionals assessing their partner countries, the other one measuring the actual speed of global trade by using actual supply chain tracking information.

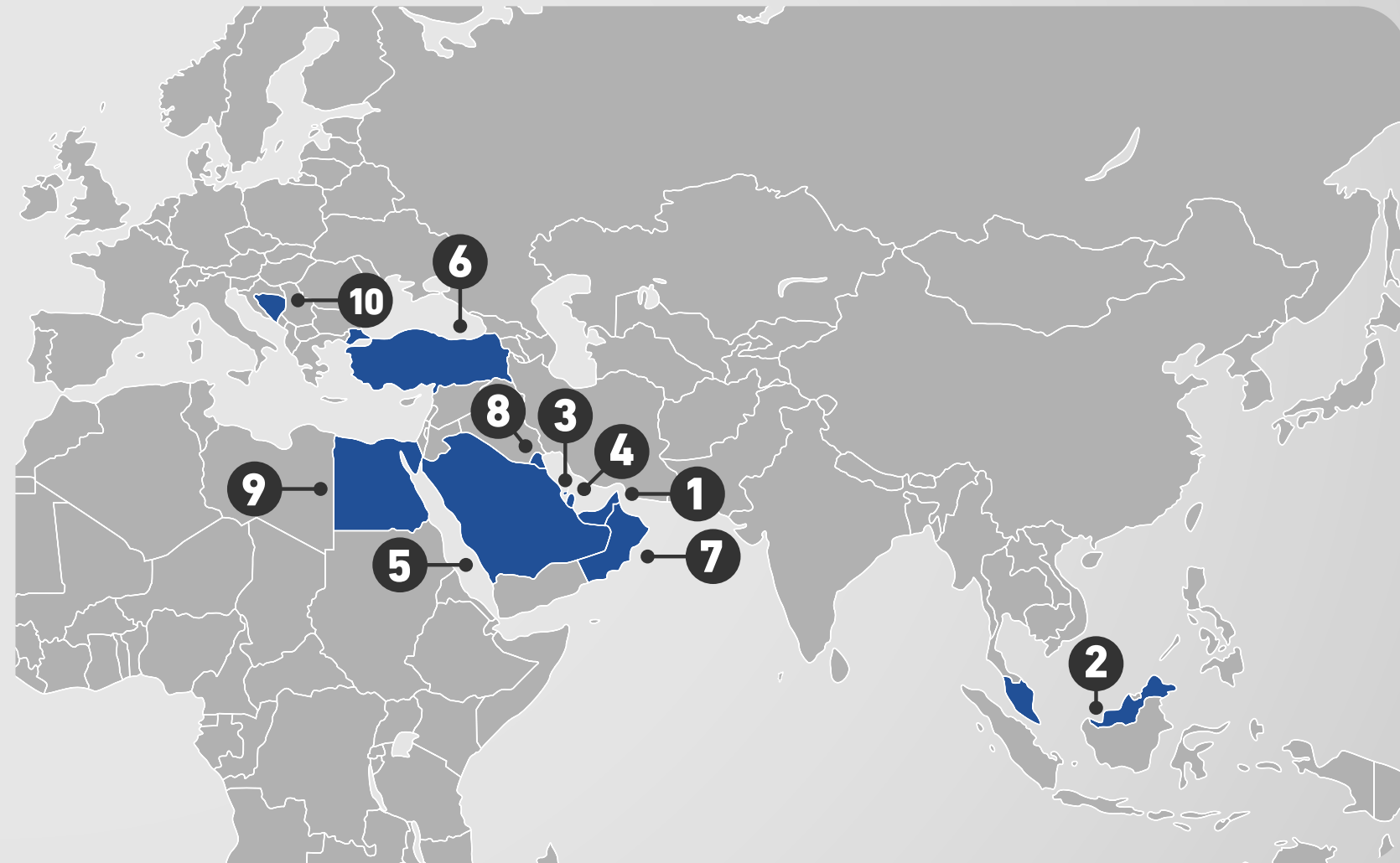




الغرفة الإسلامية للتجارة والصناعة والزراعة
Islamic Chamber of Commerce, Industry & Agriculture
La Chambre Islamique de Commerce, d'Industrie et d'Agriculture

TOP ICCIA COUNTRIES IN THE LOGISTICS PERFORMANCE INDEX (LPI) 2023

1		UAE	7	4
2		MALAYSIA	26	3.6
3		BAHRAIN	34	3.5
4		QATAR	34	3.5
5		SAUDI ARABIA	38	3.4
6		TÜRKIYE	38	3.4
7		OMAN	43	3.3
8		KUWAIT	51	3.2
9		EGYPT	57	3.1
10		BOSNIA AND HERZEGOVINA	61	3



SCORE

GLOBAL RANK

COMPETITIVE INDUSTRIAL PERFORMANCE INDEX (CIP) 2023



COMPETITIVE
INDUSTRIAL
PERFORMANCE
INDEX (CIP) 2023



الغرفة الإسلامية للتجارة والصناعة والزراعة
Islamic Chamber of Commerce, Industry & Agriculture
La Chambre Islamique de Commerce, d'Industrie et d'Agriculture

WHAT IS THE COMPETITIVE INDUSTRIAL PERFORMANCE INDEX (CIP) 2023?

The Competitive Industrial Performance Index (CIP) 2023 is an international report that measures countries' productive capacity in areas of industrialization, as well as its impact on the world market as one of the main components of the industrial sector. The index covers 154 countries.

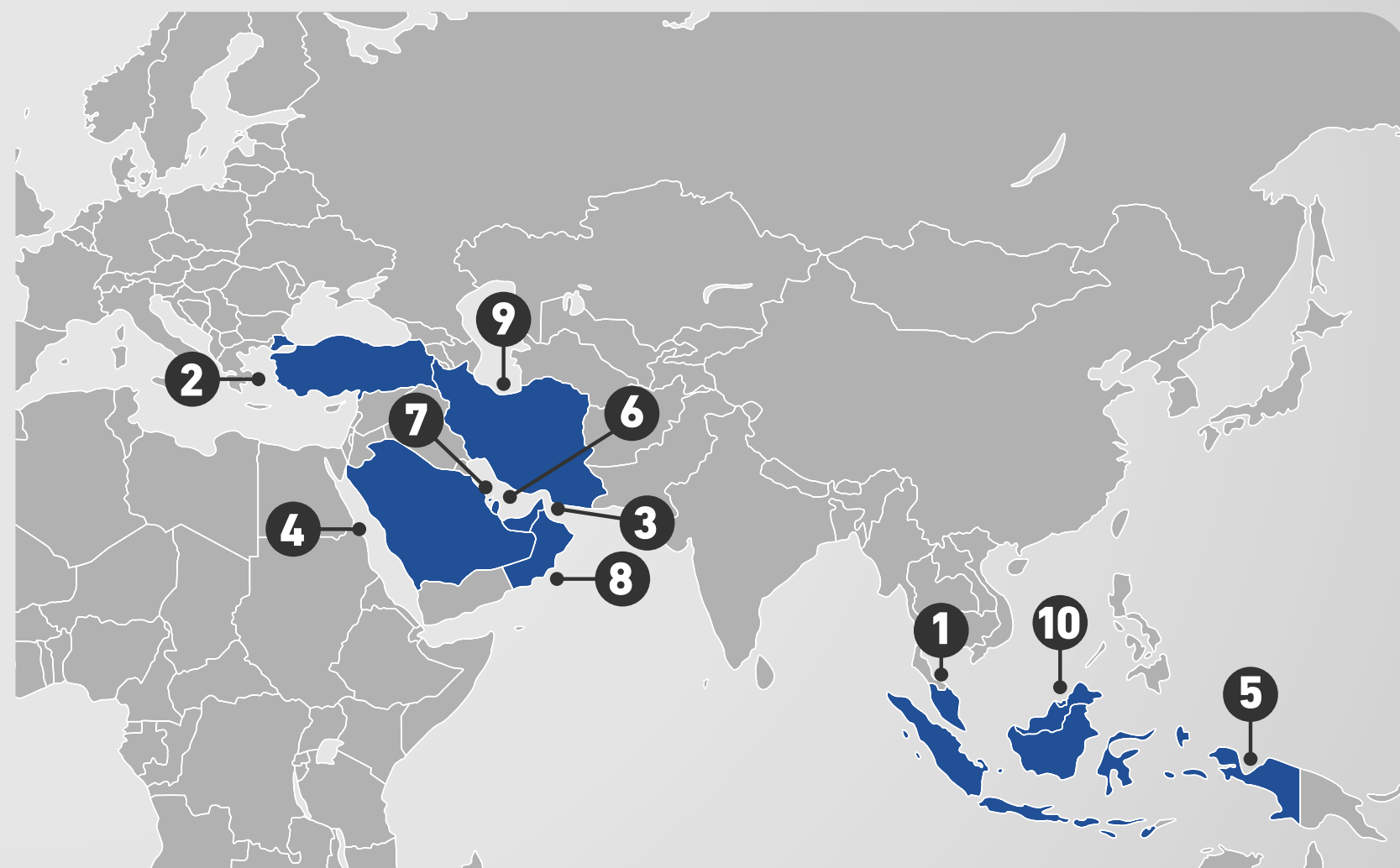




الجمعية الإسلامية للتجارة والصناعة والزراعة
Islamic Chamber of Commerce, Industry & Agriculture
La Chambre Islamique de Commerce, d'Industrie et d'Agriculture

TOP ICCIA COUNTRIES IN THE COMPETITIVE INDUSTRIAL PERFORMANCE INDEX (CIP) 2023

1		MALAYSIA	20	0.15
2		TÜRKIYE	27	0.122
3		UAE	29	0.119
4		SAUDI ARABIA	35	0.092
5		INDONESIA	39	0.078
6		QATAR	50	0.05
7		BAHRAIN	51	0.049
8		OMAN	56	0.046
9		IRAN	57	0.045
10		BRUNEI DARUSSALAM	59	0.042



SCORE

GLOBAL RANK

GLOBAL ENTREPRENEURSHIP MONITOR 2022/2023



Global Entrepreneurship
Monitor

**Global Entrepreneurship
Monitor**

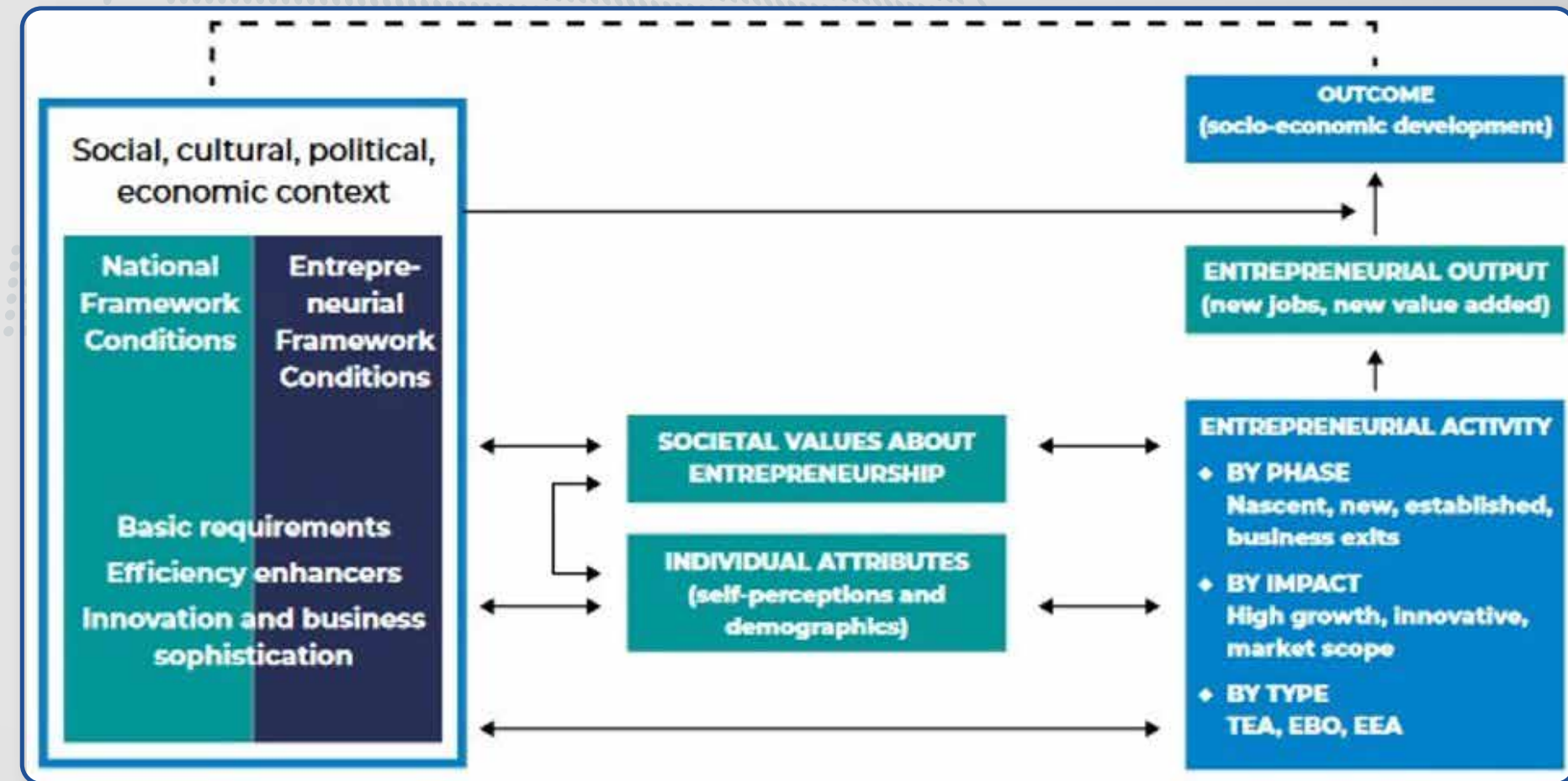
2022/2023 Global Report
Adapting to a "New Normal"



الغرفة الإسلامية للتجارة والصناعة والزراعة
Islamic Chamber of Commerce, Industry & Agriculture
La Chambre Islamique de Commerce, d'Industrie et d'Agriculture

WHAT IS THE GLOBAL ENTREPRENEURSHIP MONITOR 2022/2023?

The **Global Entrepreneurship Monitor 2022/2023** is an assessment of the national level of entrepreneurial activity in 51 countries around the world, through a survey-based research on entrepreneurship across these countries.

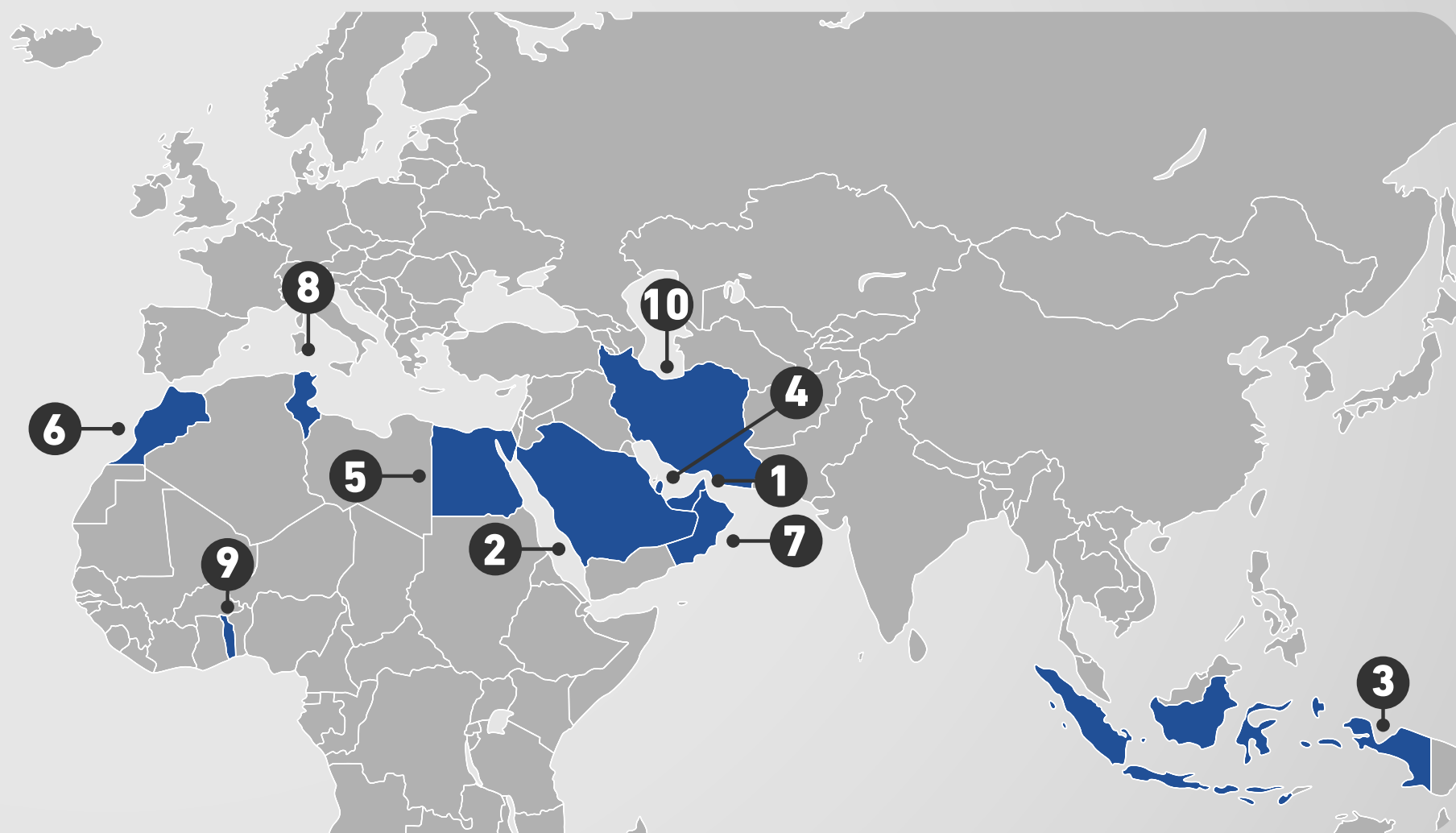




الجمعية الإسلامية للتجارة والصناعة والزراعة
Islamic Chamber of Commerce, Industry & Agriculture
La Chambre Islamique de Commerce, d'Industrie et d'Agriculture

TOP ICCIA COUNTRIES IN THE GLOBAL ENTREPRENEURSHIP MONITOR 2022/2023

1		UAE	7.2
2		SAUDI ARABIA	6.3
3		INDONESIA	5.8
4		QATAR	5.7
5		EGYPT	4.3
6		MOROCCO	4.3
7		OMAN	4.2
8		TUNISIA	3.7
9		TOGO	3.6
10		IRAN	3.6



SCORE

FM GLOBAL RESILIENCE INDEX 2023

FM Global®

FM GLOBAL
RESILIENCE INDEX
2023



الغرفة الإسلامية للتجارة والصناعة والزراعة
Islamic Chamber of Commerce, Industry & Agriculture
La Chambre Islamique de Commerce, d'Industrie et d'Agriculture

WHAT IS THE FM GLOBAL RESILIENCE INDEX 2023?

The FM Global Resilience Index 2023 is an equally-weighted composite measure of three core resilience factors: economic, risk quality and the supply chain itself, across 130 countries.

Index methodology











The index's rankings are based on 12 equally weighted measures of resilience in three categories:

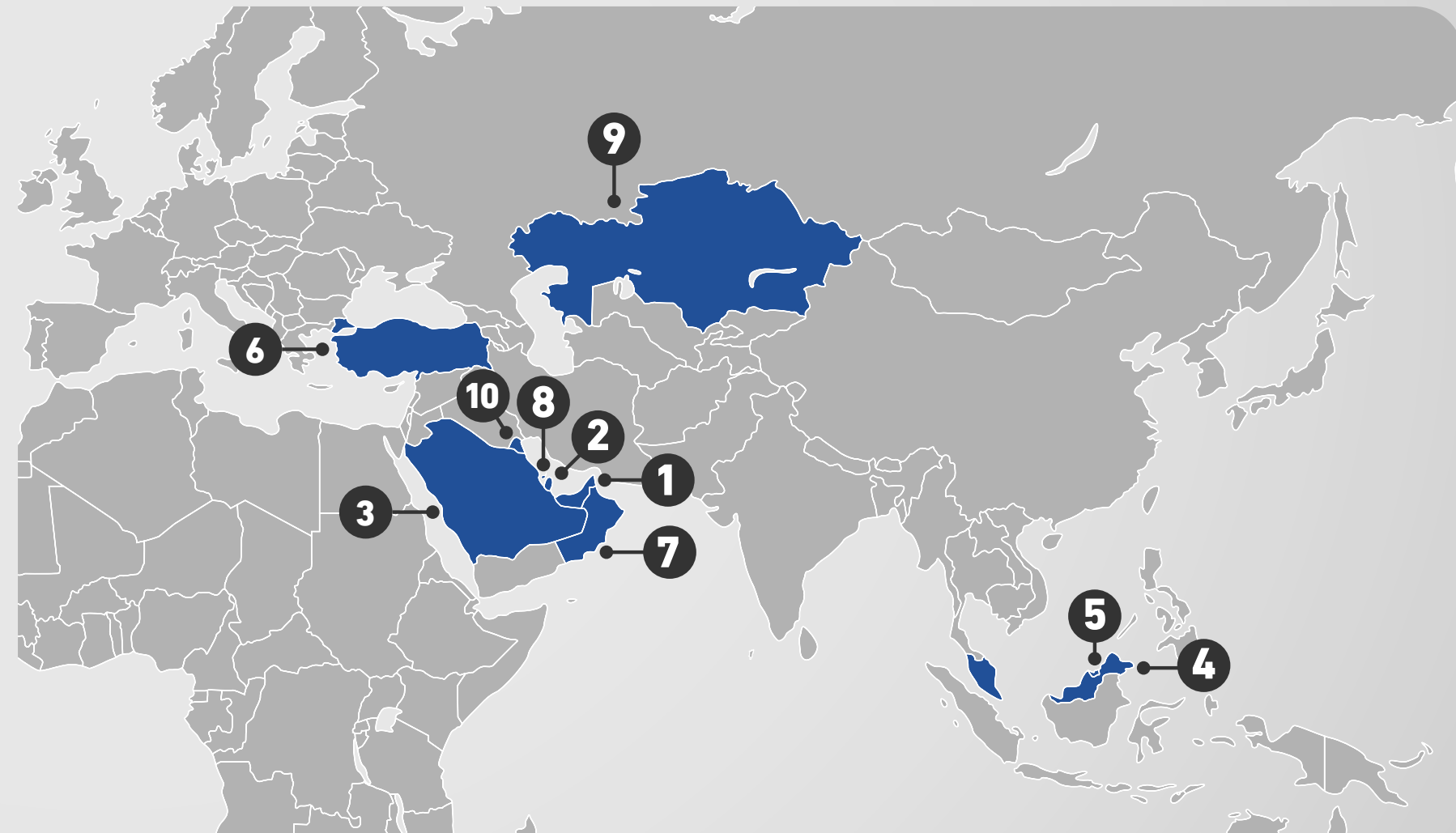
THE FM GLOBAL RESILIENCE INDEX			
DRIVERS	ECONOMIC	RISK QUALITY	SUPPLY CHAIN
	Productivity	Exposure to Natural Hazard	Control of Corruption
	Political Risk	Natural Hazard Risk Quality	Quality of Infrastructure
	Oil Intensity	Fire Risk Quality	Corporate Governance
	Urbanization Rate	Inherent Cyber Risk	Supply Chain Visibility



الغرفة الإسلامية للتجارة والصناعة والزراعة
Islamic Chamber of Commerce, Industry & Agriculture
La Chambre Islamique de Commerce, d'Industrie et d'Agriculture

TOP ICCIA COUNTRIES IN THE FM GLOBAL RESILIENCE INDEX 2023

1		UAE	22	84
2		QATAR	32	75.1
3		SAUDI ARABIA	43	66.7
4		MALAYSIA	44	65.5
5		BRUNEI DARUSSALAM	47	61
6		TÜRKIYE	49	60.8
7		OMAN	51	58.4
8		BAHRAIN	52	57.5
9		KAZAKHSTAN	60	53.7
10		KUWAIT	62	52.3



SCORE

GLOBAL RANK

BERTELSMANN TRANSFORMATION INDEX 2022

| BertelsmannStiftung

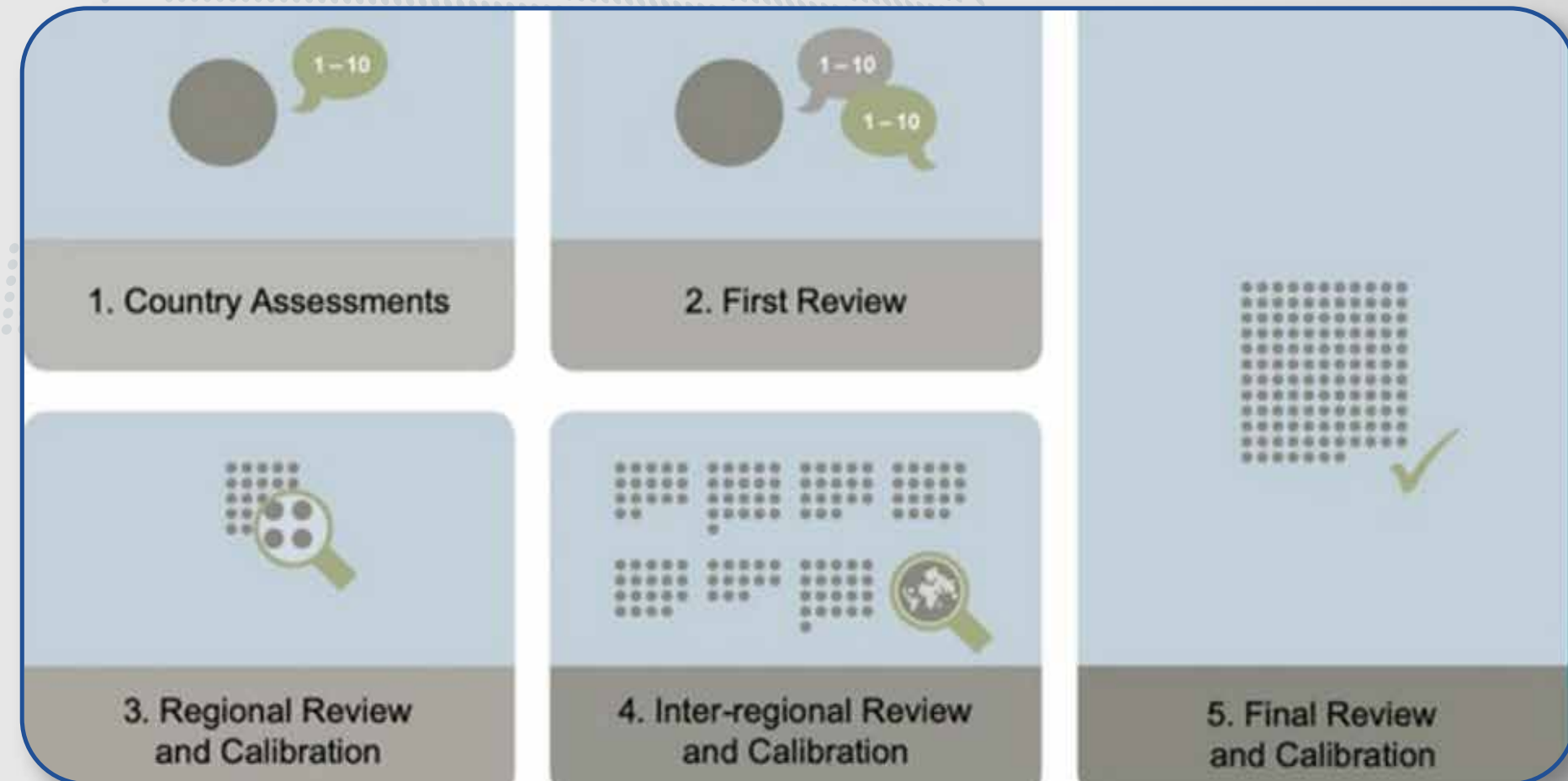
BTI TRANSFORMATION
INDEX



الغرفة الإسلامية للتجارة والصناعة والزراعة
Islamic Chamber of Commerce, Industry & Agriculture
La Chambre Islamique de Commerce, d'Industrie et d'Agriculture

WHAT IS THE BERTELSMANN ECONOMIC TRANSFORMATION INDEX 2022?

Based on 14 indicators, the **Bertelsmann Economic Transformation Index 2022** is an international report that analyses the transformation process toward a market economy, covering 137 countries.

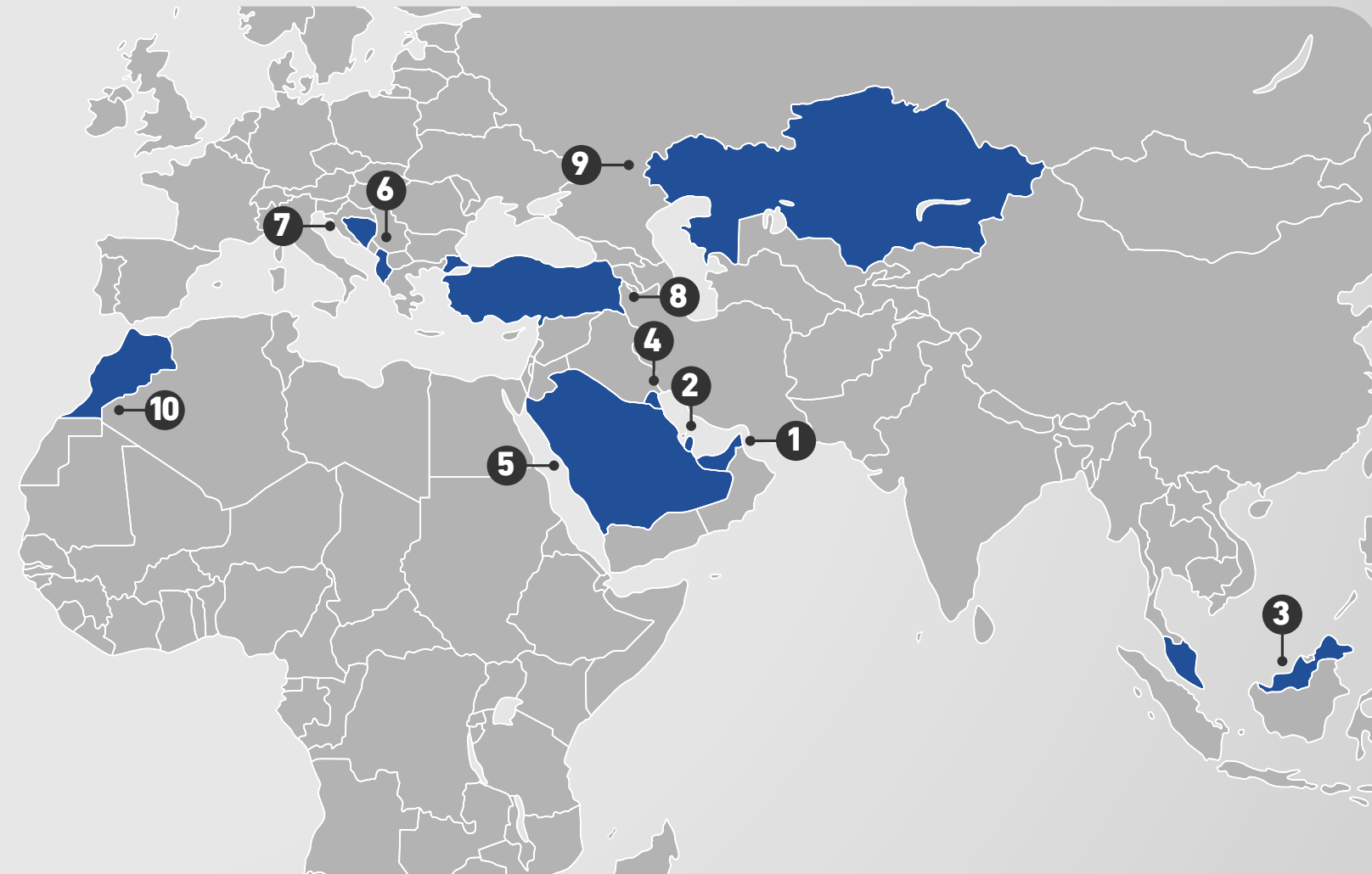




الغرفة الإسلامية للتجارة والصناعة والزراعة
Islamic Chamber of Commerce, Industry & Agriculture
La Chambre Islamique de Commerce, d'Industrie et d'Agriculture

TOP ICCIA COUNTRIES IN THE BERTELSMANN ECONOMIC TRANSFORMATION INDEX 2022

1		UAE	14	7.93
2		QATAR	15	7.82
3		MALAYSIA	20	7.18
4		KUWAIT	22	6.93
5		SAUDI ARABIA	34	6.29
6		ALBANIA	35	6.25
7		BOSNIA AND HERZEGOVINA	35	6.25
8		TÜRKIYE	40	6.11
9		KAZAKHSTAN	45	6.04
10		MOROCCO	47	5.96



SCORE

GLOBAL RANK

GLOBAL MUSLIM TRAVEL INDEX 2023



MASTERCARD
CRESCENTRATING
**GLOBAL
MUSLIM
TRAVEL
INDEX
2023**



الغرفة الإسلامية للتجارة والصناعة والزراعة
Islamic Chamber of Commerce, Industry & Agriculture
La Chambre Islamique de Commerce, d'Industrie et d'Agriculture

WHAT IS THE GLOBAL MUSLIM TRAVEL INDEX 2023?

Global Muslim Travel Index 2023 is an annual report issued in collaboration between Mastercard and Crescent Rating, to assess the countries' performance in the Muslim travel market, providing a comprehensive data and research on how prepared they are to leverage the Muslim travel market to accelerate recovery. The report covers 138 countries.

GMTI 2022 CRITERIA OVERVIEW



10%

ACCESS



20%

COMMUNICATIONS



30%

ENVIRONMENT



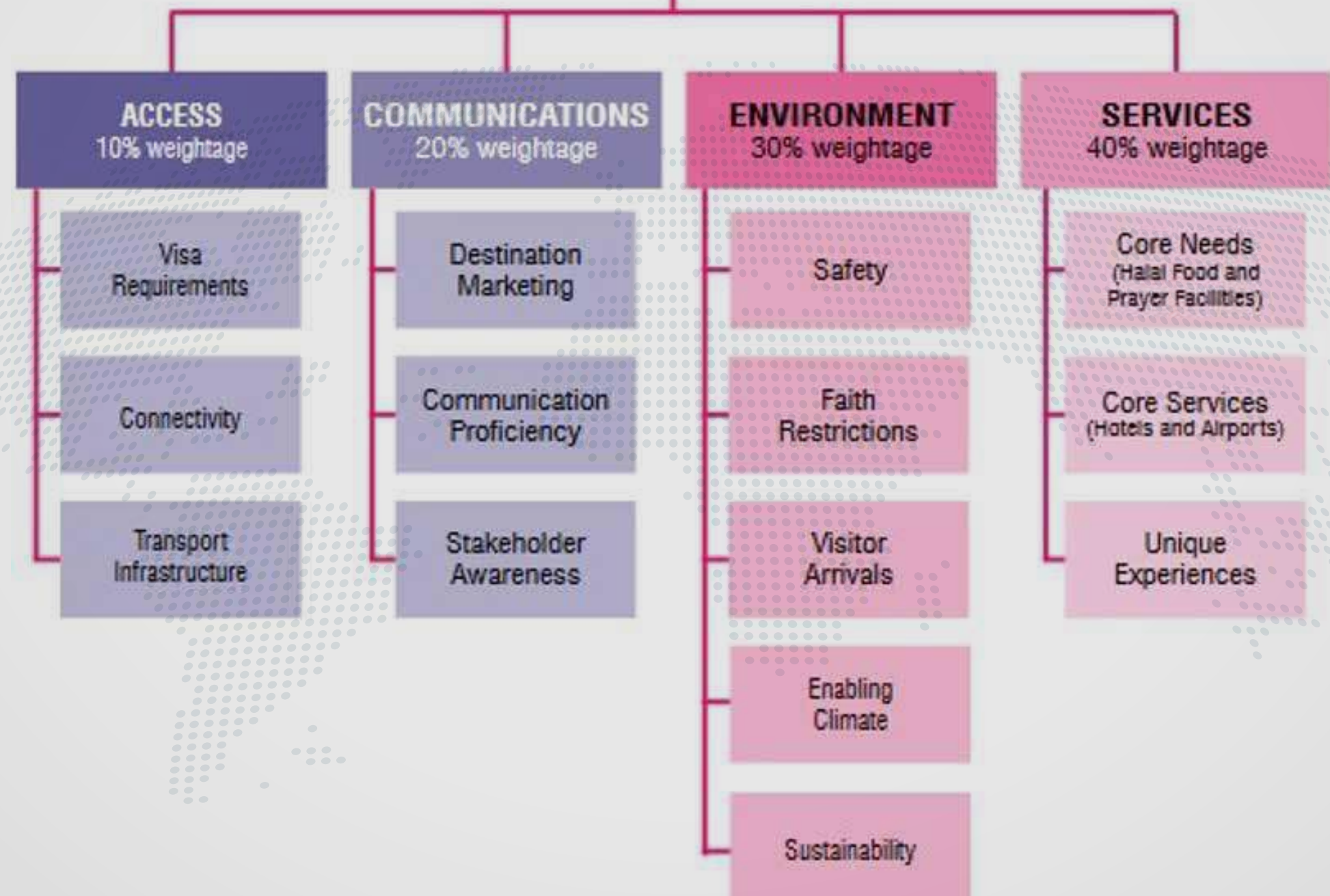
40%

SERVICES



الغرفة الإسلامية للتجارة والصناعة والزراعة
Islamic Chamber of Commerce, Industry & Agriculture
La Chambre Islamique de Commerce, d'Industrie et d'Agriculture

Mastercard-CrescentRating Rating Global Muslim Travel Index (GMTI) 2022

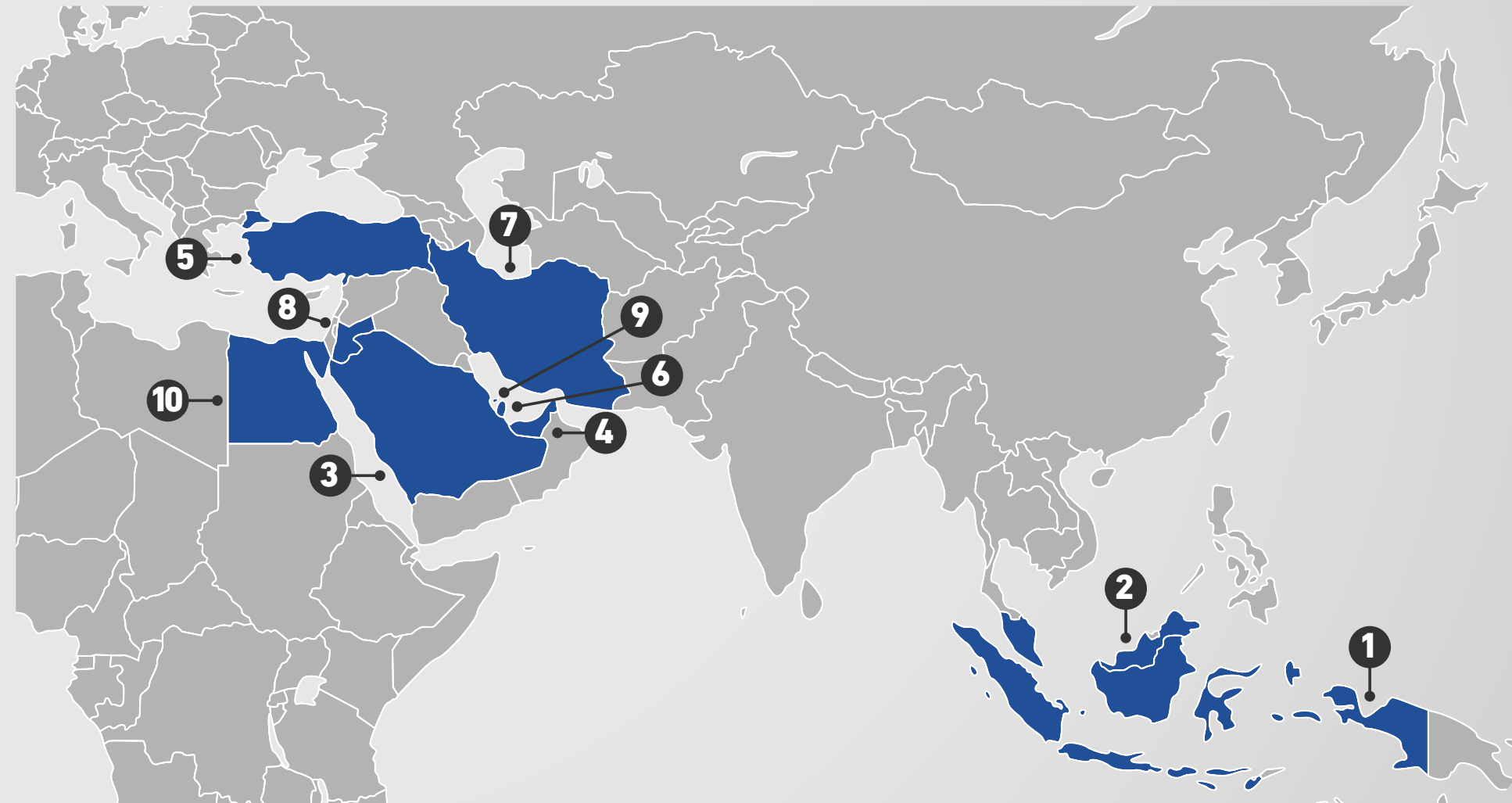




الغرفة الإسلامية للتجارة والصناعة والزراعة
Islamic Chamber of Commerce, Industry & Agriculture
La Chambre Islamique de Commerce, d'Industrie et d'Agriculture

TOP ICCIA COUNTRIES IN THE GLOBAL MUSLIM TRAVEL INDEX 2023

1		INDONESIA	1	73
2		MALAYSIA	1	73
3		SAUDI ARABIA	3	72
4		UAE	4	71
5		TÜRKIYE	5	70
6		QATAR	6	69
7		IRAN	7	66
8		JORDAN	7	66
9		BAHRAIN	9	65
10		EGYPT	9	65



SCORE



GLOBAL RANK



HUMAN DEVELOPMENT REPORT 2021/2022



**HUMAN
DEVELOPMENT**
REPORT 2021/2022

ertain Time

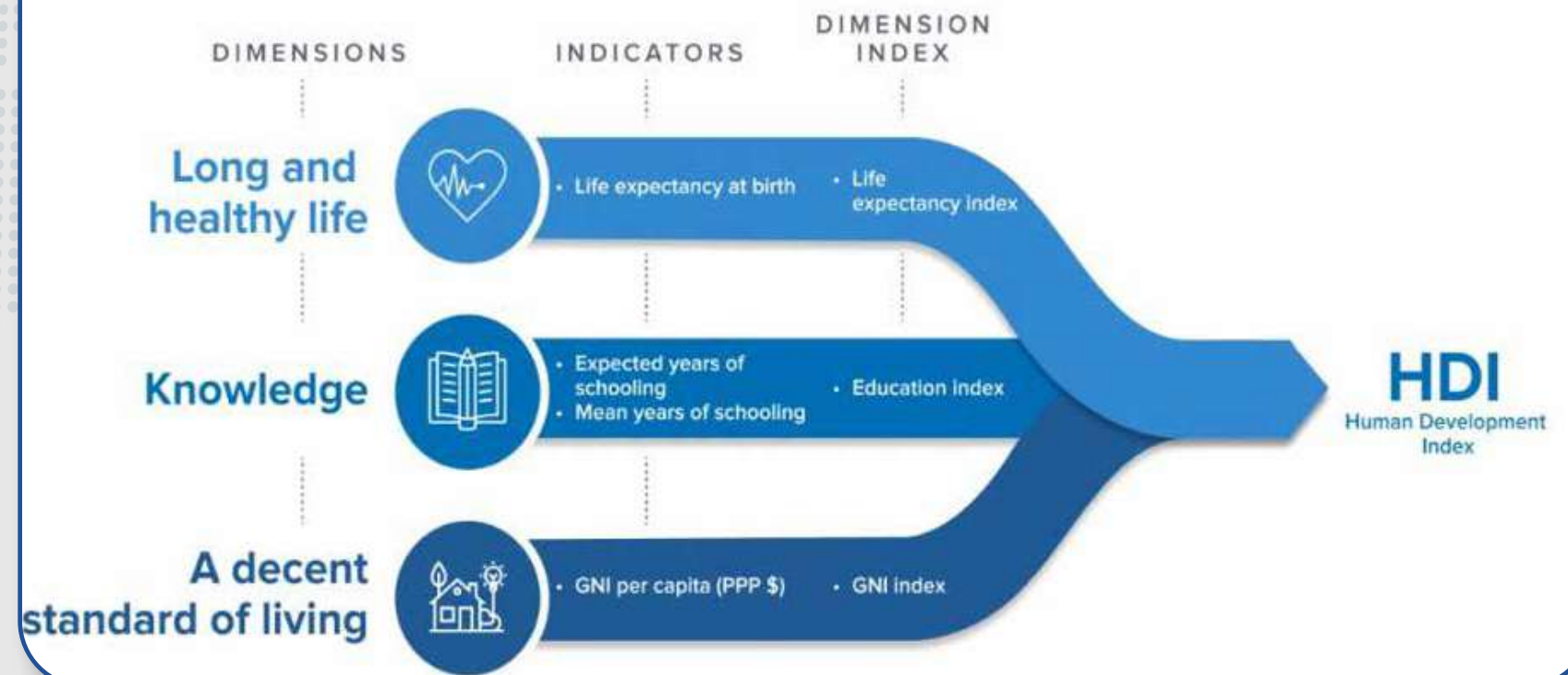


الجمعية الإسلامية للتجارة والصناعة والزراعة
Islamic Chamber of Commerce, Industry & Agriculture
La Chambre Islamique de Commerce, d'Industrie et d'Agriculture

WHAT IS THE HUMAN DEVELOPMENT REPORT 2021/2022?

The Human Development Report (HDR) 2021/2022 is an independent report, issued by the United Nations Development Programme (UNDP), in order to measure the nation's average achievement in key dimensions of human development; namely: Long and Healthy Life, Knowledge and Decent Standard of Living, across 191 countries.







HDI Dimensions and Indicators

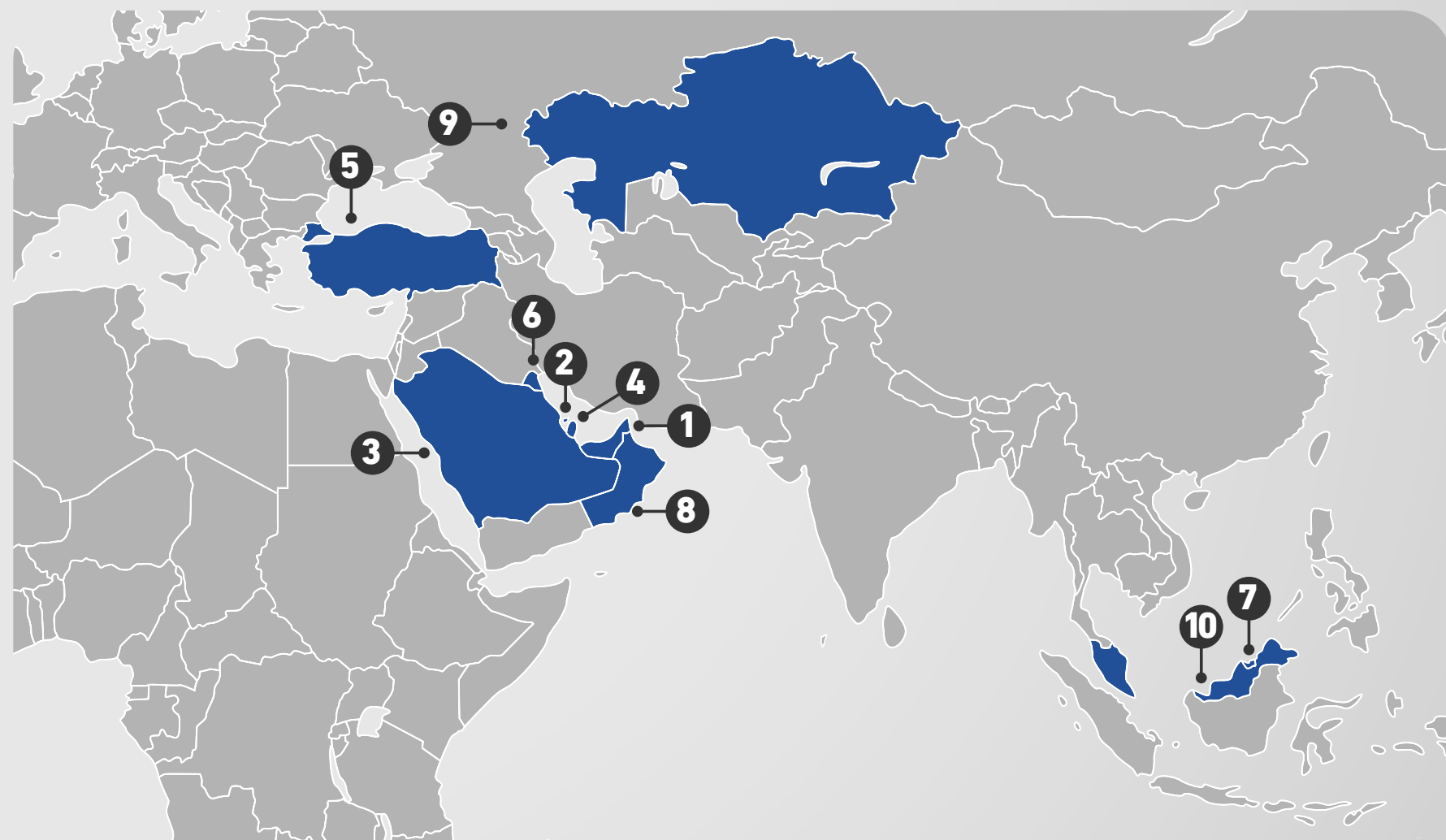




الجمعية الإسلامية للتجارة والصناعة والزراعة
Islamic Chamber of Commerce, Industry & Agriculture
La Chambre Islamique de Commerce, d'Industrie et d'Agriculture

TOP ICCIA COUNTRIES IN HUMAN DEVELOPMENT REPORT 2021/2022

1		UAE	26	0.911
2		BAHRAIN	35	0.875
3		SAUDI ARABIA	35	0.875
4		QATAR	42	0.855
5		TÜRKIYE	48	0.838
6		KUWAIT	50	0.831
7		BRUNEI DARUSSALAM	51	0.829
8		OMAN	54	0.816
9		KAZAKHSTAN	56	0.811
10		MALAYSIA	62	0.803



SCORE

GLOBAL RANK

GLOBAL INNOVATION INDEX 2022



Global
Innovation
Index 2022
What is the future
of innovation-
driven growth?





الغرفة الإسلامية للتجارة والصناعة والزراعة
Islamic Chamber of Commerce, Industry & Agriculture
La Chambre Islamique de Commerce, d'Industrie et d'Agriculture

WHAT IS THE GLOBAL INNOVATION INDEX (GII) 2022?

The Global Innovation Index (GII) 2022 provides detailed metrics about the innovation performance of 132 countries and economies, contributing to improving their innovation ecosystem.

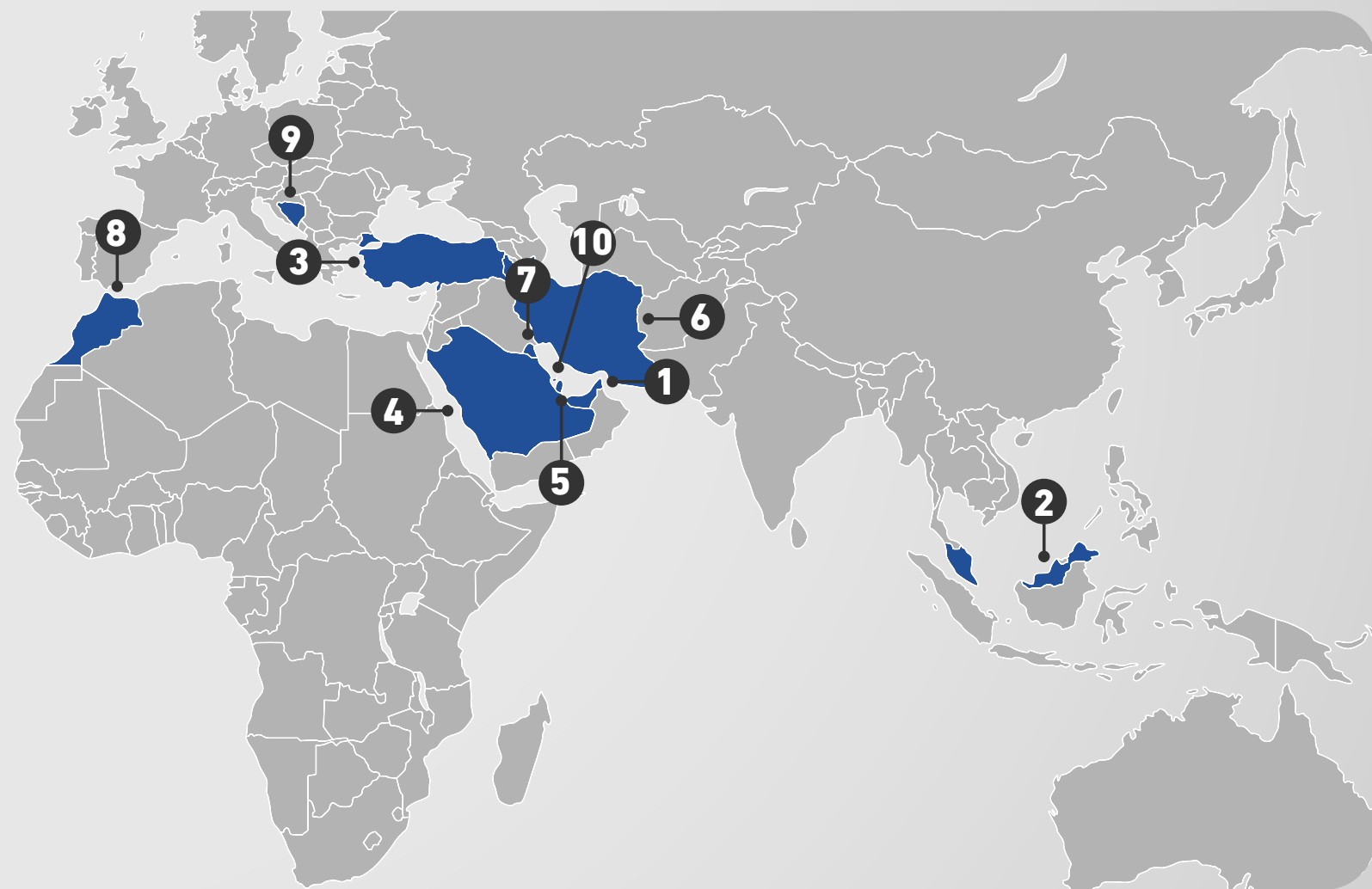




الجمعية الإسلامية للتجارة والصناعة والزراعة
Islamic Chamber of Commerce, Industry & Agriculture
La Chambre Islamique de Commerce, d'Industrie et d'Agriculture

TOP ICCIA COUNTRIES IN THE GLOBAL INNOVATION INDEX (GII) 2022

1		UAE	31	42.1
2		MALAYSIA	36	38.7
3		TÜRKIYE	37	38.1
4		SAUDI ARABIA	51	33.4
5		QATAR	52	32.9
6		IRAN	53	32.9
7		KUWAIT	62	29.2
8		MOROCCO	67	28.8
9		BOSNIA AND HERZEGOVINA	70	28.5
10		BAHRAIN	72	28.0



SCORE

GLOBAL RANK

IMD WORLD TALENT RANKING 2022



IMD WORLD
TALENT
RANKING 2022



الغرفة الإسلامية للتجارة والصناعة والزراعة
Islamic Chamber of Commerce, Industry & Agriculture
La Chambre Islamique de Commerce, d'Industrie et d'Agriculture

WHAT IS THE IMD WORLD TALENT RANKING 2022?

The **IMD World Talent Ranking 2022** assesses the extent to which an economy develops its domestic talent pool, in order to meet the market's demands for talent across three factors; namely: Investment and Development, Appeal and Readiness. The report covers 63 countries, through evaluating their efforts to boost domestic talents and foster their ability to retain the local talent while drawing from the international talent pool, besides evaluating the available skills and competencies in those countries.

HARD DATA

Statistics from international, regional and national sources

14 Criteria

SURVEY DATA

International Panel of Experts Executive Opinion Survey

17 Criteria

COMPUTE STD VALUES

Individually, for all criteria used in the ranking

31 Criteria

OVERALL RANKINGS

Aggregates the STD values for all the 31 ranked criteria

FACTORS RANKINGS

Investment and Development
Appeal
Readiness

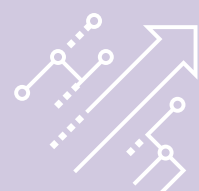
CRITERIA RANKINGS

Each of the 31 criteria is individually ranked for the countries



الغرفة الإسلامية للتجارة والصناعة والزراعة
Islamic Chamber of Commerce, Industry & Agriculture
La Chambre Islamique de Commerce, d'Industrie et d'Agriculture

World Talent Ranking Factors



Investment and development

The investment in and development of home-grown talent



Appeal

The extent to which a country taps into the overseas talent pool



Readiness

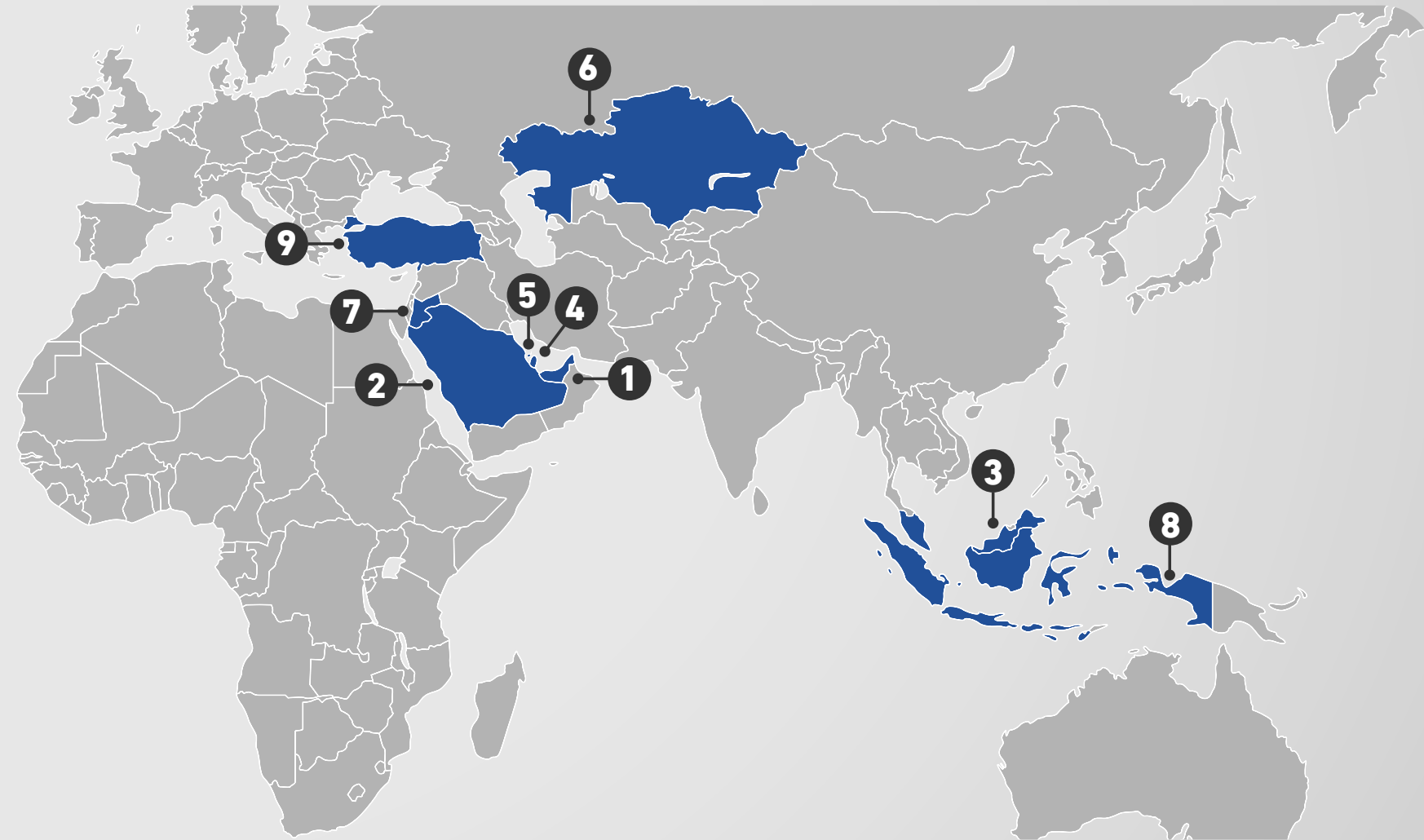
The availability of skills and competencies in the talent pool



الغرفة الإسلامية للتجارة والصناعة والزراعة
Islamic Chamber of Commerce, Industry & Agriculture
La Chambre Islamique de Commerce, d'Industrie et d'Agriculture

TOP ICCIA COUNTRIES IN THE IMD WORLD TALENT RANKING 2022

1		UAE	21	68.21
2		SAUDI ARABIA	30	62.85
3		MALAYSIA	33	61.46
4		QATAR	34	59.85
5		BAHRAIN	35	58.97
6		KAZAKHSTAN	39	56.53
7		JORDAN	49	48.16
8		INDONESIA	51	45.16
9		TÜRKIYE	53	42.01



SCORE

GLOBAL RANK

GLOBAL TALENT COMPETITIVENESS INDEX 2022

INSEAD

The Business School
for the World®

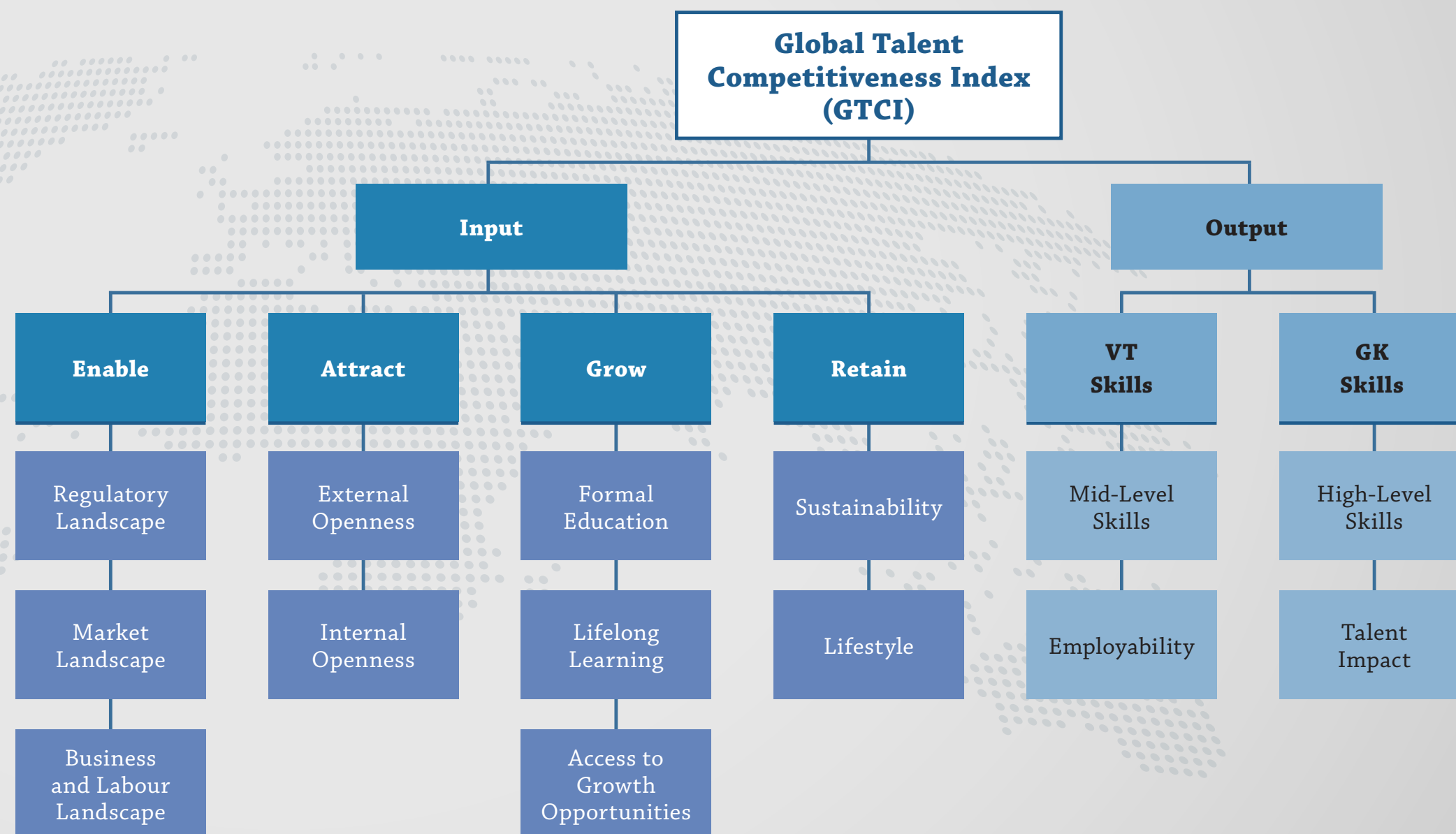
The Global Talent Competitiveness Index
2022
*The Tectonics of Talent:
Is the World Drifting Towards
Increased Talent Inequalities?*





الغرفة الإسلامية للتجارة والصناعة والزراعة
Islamic Chamber of Commerce, Industry & Agriculture
La Chambre Islamique de Commerce, d'Industrie et d'Agriculture

What is The Global Talent Competitiveness Index (GTCI) 2022 is a benchmarking report that measures and ranks 133 countries based on their ability to grow, attract and retain talent. Launched for the first time in 2014, the GTCI provides a wealth of data and analysis that helps decision makers develop talent strategies, overcome talent mismatches and become more competitive in the



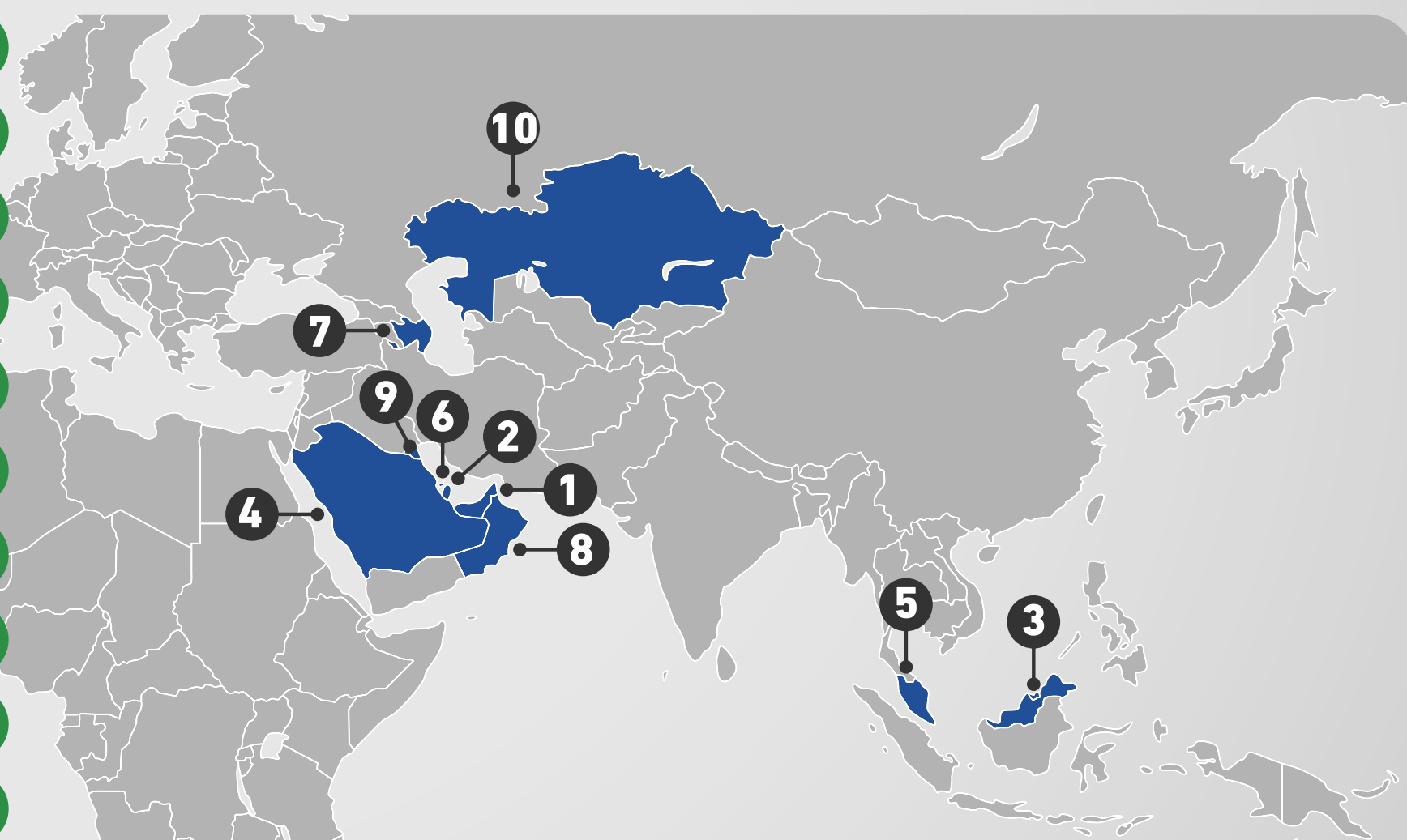


الغرفة الإسلامية للتجارة والصناعة والزراعة
Islamic Chamber of Commerce, Industry & Agriculture
La Chambre Islamique de Commerce, d'Industrie et d'Agriculture

TOP ICCIA COUNTRIES IN THE GLOBAL TALENT COMPETITIVENESS INDEX 2022

1		UAE
2		QATAR
3		BRUNEI DARUSSALAM
4		SAUDI ARABIA
5		MALAYSIA
6		BAHRAIN
7		AZERBAIJAN
8		OMAN
9		KUWAIT
10		KAZAKHSTAN

25	59.67
38	50.99
41	49.26
43	48.78
45	48.28
49	46.15
55	44.18
60	43.00
61	42.28
62	42.26



SCORE

GLOBAL RANK

GOVERNMENT AI READINESS INDEX 2022



OXFORD INSIGHTS

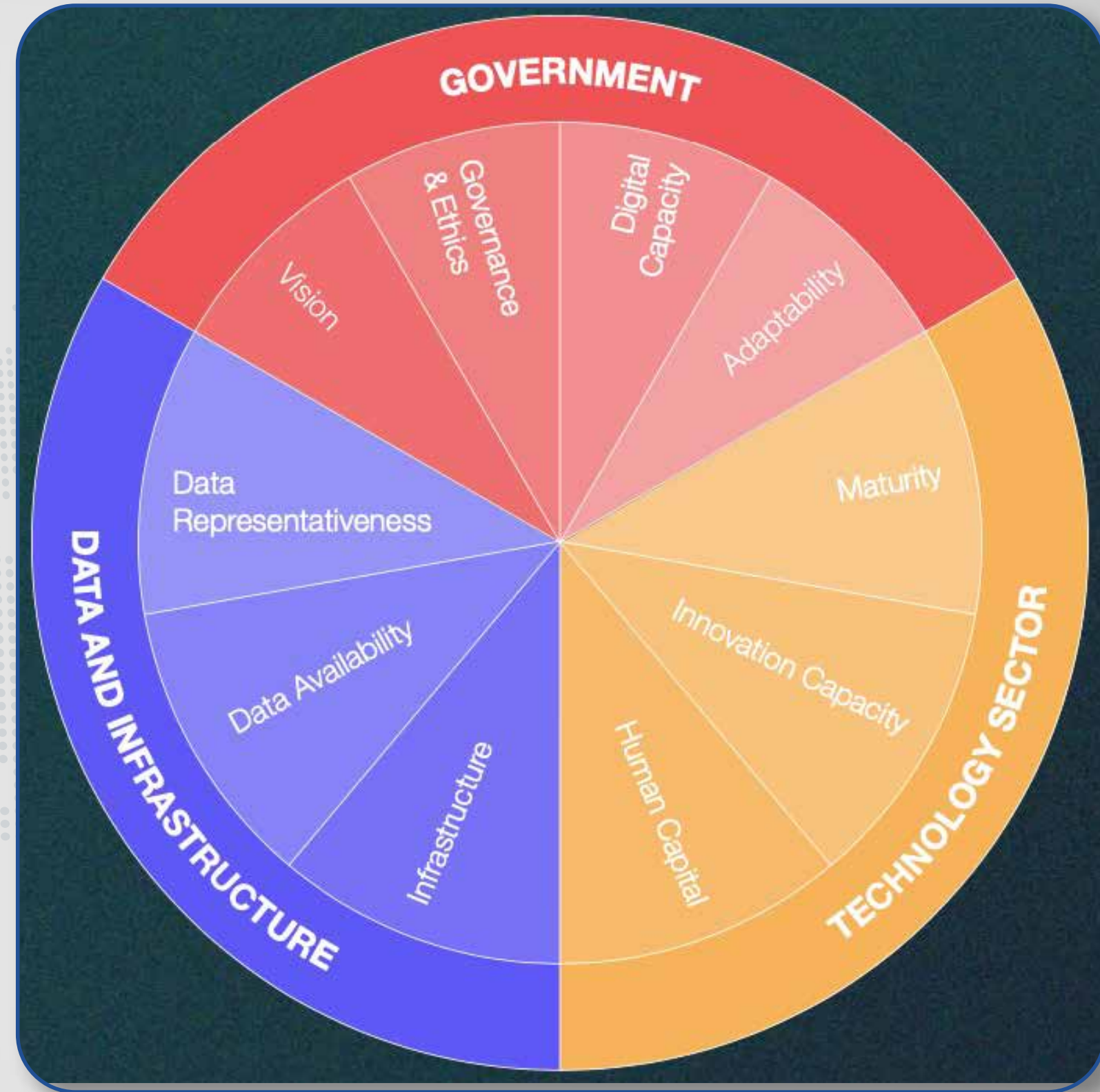
Government
AI Readiness
Index **2022**



الغرفة الإسلامية للتجارة والصناعة والزراعة
Islamic Chamber of Commerce, Industry & Agriculture
La Chambre Islamique de Commerce, d'Industrie et d'Agriculture

WHAT IS THE GOVERNMENT AI READINESS INDEX 2022?

Covering 181 countries from around the globe, the **Government AI Readiness Index 2022**, issued by Oxford Insights, aims to score governments on their readiness to implement AI in the delivery of public services, using 39 indicators across 10 dimensions, which make up 3 pillars, namely: Government, Technology Sector and Data Infrastructure.

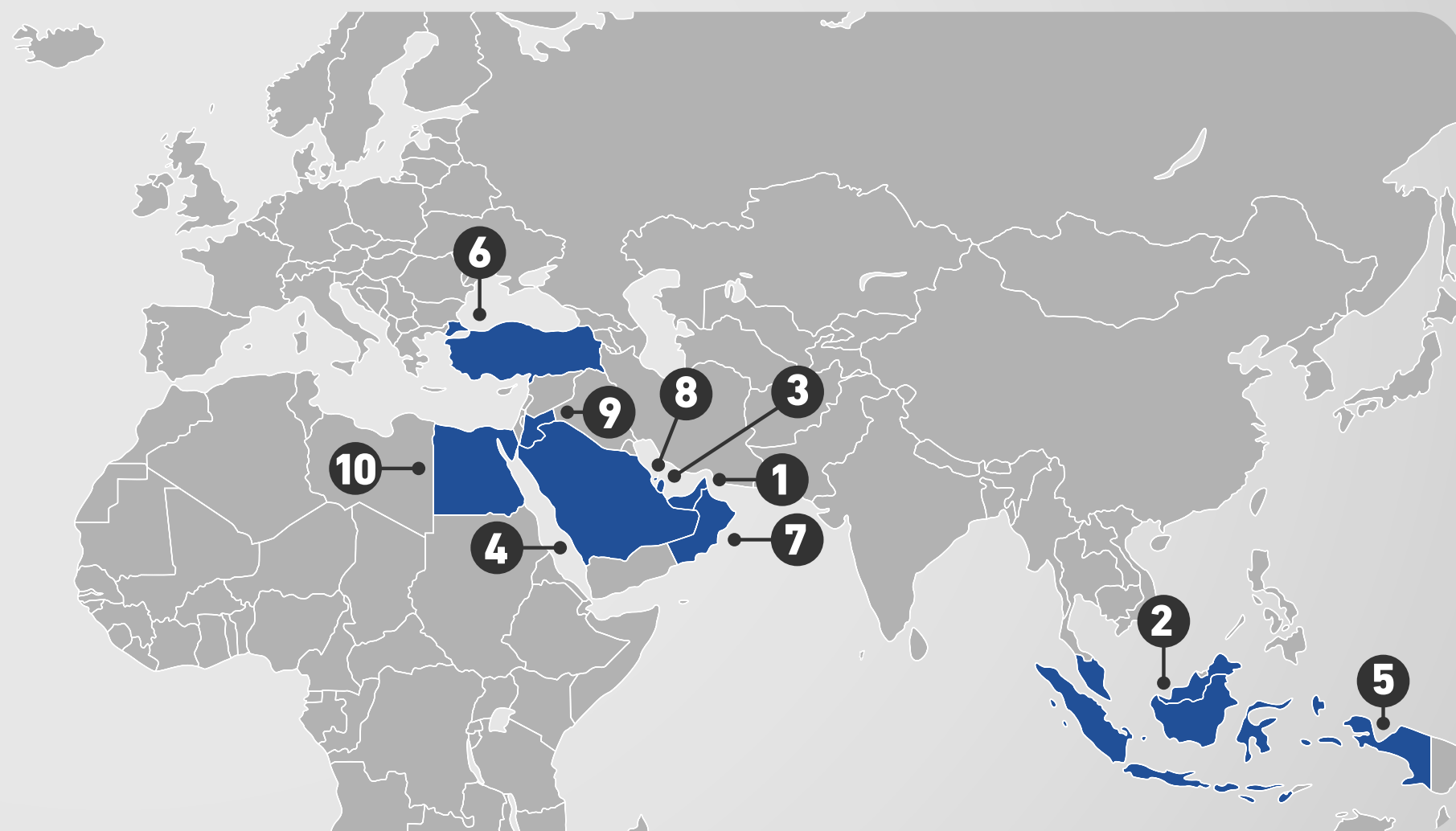




الجمعية الإسلامية للتجارة والصناعة والزراعة
Islamic Chamber of Commerce, Industry & Agriculture
La Chambre Islamique de Commerce, d'Industrie et d'Agriculture

TOP ICCIA COUNTRIES IN THE GOVERNMENT AI READINESS INDEX 2022

1		UAE	22	68.54
2		MALAYSIA	29	67.37
3		QATAR	36	62.37
4		SAUDI ARABIA	39	61.96
5		INDONESIA	43	60.89
6		TÜRKIYE	49	58.97
7		OMAN	52	57.83
8		BAHRAIN	56	53.59
9		JORDAN	63	51.76
10		EGYPT	65	49.42



SCORE

GLOBAL RANK

SMART CITY INDEX 2023





الغرفة الإسلامية للتجارة والصناعة والزراعة
Islamic Chamber of Commerce, Industry & Agriculture
La Chambre Islamique de Commerce, d'Industrie et d'Agriculture

WHAT IS THE SMART CITY INDEX 2023?

The Smart City Index (SCI) 2023 assesses the perceptions of residents on issues related to structures and technology applications available to them in their city. In the SCI's context, 'smart city' describes an urban setting that apply technology to enhance the benefits and diminish the shortcomings of urbanization.

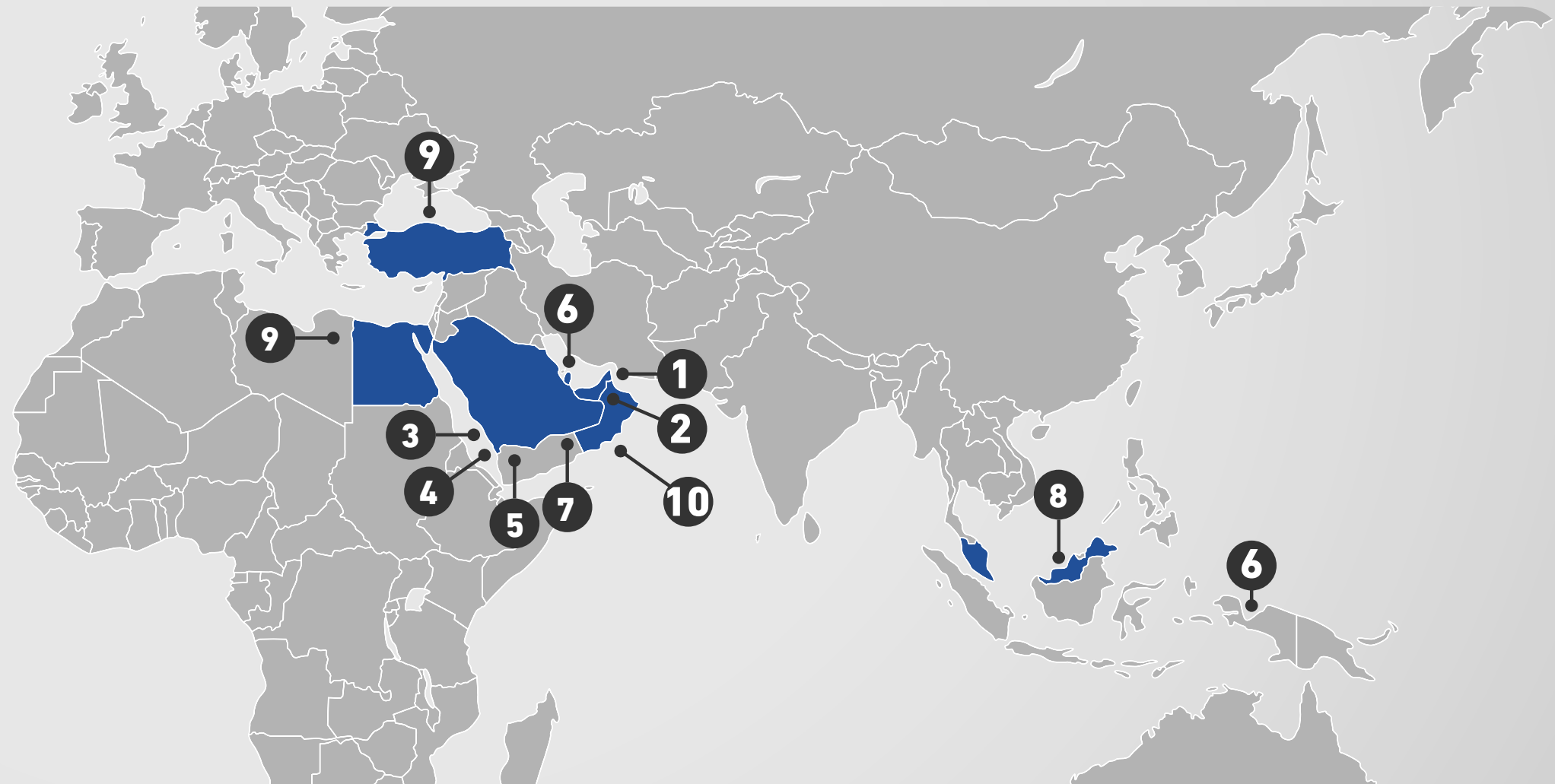




الجمعية الإسلامية للتجارة والصناعة والزراعة
Islamic Chamber of Commerce, Industry & Agriculture
La Chambre Islamique de Commerce, d'Industrie et d'Agriculture

TOP ICCIA COUNTRIES IN THE SMART CITY INDEX 2023

1		ABU DHABI	13
2		DUBAI	17
3		RIYADH	30
4		MAKKAH	52
5		JEDDAH	56
6		DOHA	59
7		AL-MADINAH	85
8		KUALA LUMPUR	89
9		ANKARA	90
10		MUSCAT	96



GLOBAL RANK

GLOBAL SUSTAINABLE COMPETITIVENESS INDEX 2022



The
Global
Sustainable Competitiveness
Index
2022



الغرفة الإسلامية للتجارة والصناعة والزراعة
Islamic Chamber of Commerce, Industry & Agriculture
La Chambre Islamique de Commerce, d'Industrie et d'Agriculture

WHAT IS THE GLOBAL SUSTAINABLE COMPETITIVENESS INDEX (GSCI) 2022?

Covering 177 countries, the **Global Sustainable Competitiveness Index (GSCI) 2022** offers a detailed and all-encompassing assessment of the current global, regional, and national landscape across six key pillars of sustainable competitiveness: Natural Capital, Resource Intensity-Efficiency, Intellectual Capital, Economic Sustainability, Social Capital and Governance Performance.





الغرفة الإسلامية للتجارة والصناعة والزراعة
Islamic Chamber of Commerce, Industry & Agriculture
La Chambre Islamique de Commerce, d'Industrie et d'Agriculture

TOP ICCIA COUNTRIES IN THE GLOBAL SUSTAINABLE COMPETITIVENESS INDEX (GSCI) 2022

1		ALBANIA	43	47.7
2		INDONESIA	57	45.7
3		TÜRKIYE	59	45.1
4		BOSNIA AND HERZEGOVINA	63	44.8
5		KYRGYZSTAN	69	44.0
6		KAZAKHSTAN	73	43.5
7		MALAYSIA	75	43.1
8		UAE	77	43.1
9		GUYANA	87	41.8
10		SURINAME	89	41.8



SCORE

GLOBAL RANK


SUSTAINABLE DEVELOPMENT REPORT 2022

Brand Finance®



SUSTAINABLE DEVELOPMENT REPORT 2022

From Crisis to Sustainable Development:
the SDGs as Roadmap to 2030 and Beyond
Includes the SDG Index and Dashboards





الغرفة الإسلامية للتجارة والصناعة والزراعة
Islamic Chamber of Commerce, Industry & Agriculture
La Chambre Islamique de Commerce, d'Industrie et d'Agriculture

WHAT IS THE SUSTAINABLE DEVELOPMENT REPORT 2022?

The Sustainable Development Report 2022 (formerly the SDG Index & Dashboards) is a global report that assesses the performance of 163 countries towards achieving the Sustainable Development Goals (SDGs), aiming to highlight progressions and weaknesses in the sphere of implementing the 2030 Agenda and achieving the Sustainable Development Goals.

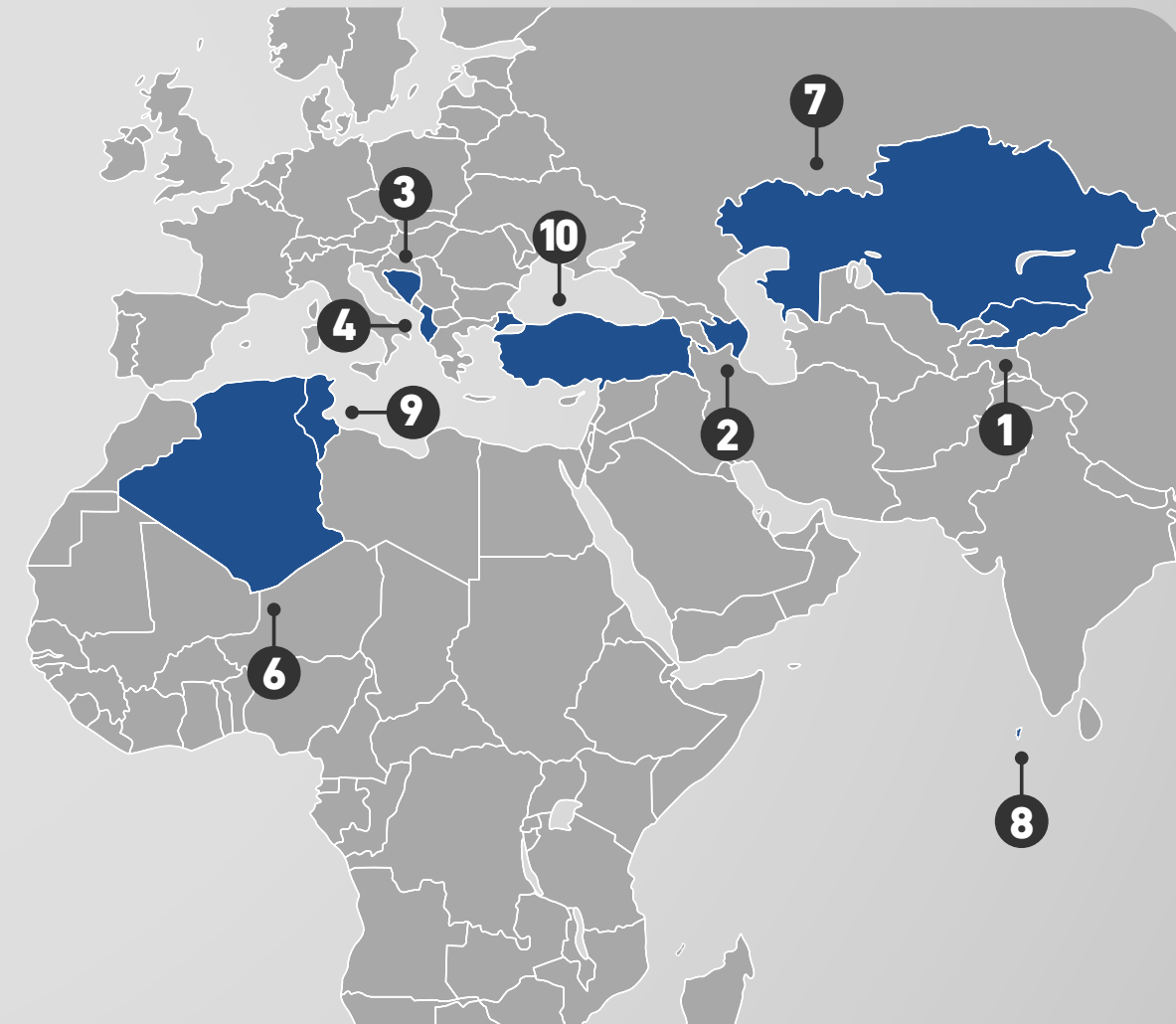




الغرفة الإسلامية للتجارة والصناعة والزراعة
Islamic Chamber of Commerce, Industry & Agriculture
La Chambre Islamique de Commerce, d'Industrie et d'Agriculture

TOP ICCIA COUNTRIES IN THE SUSTAINABLE DEVELOPMENT REPORT 2022

1		KYRGYZTAN	48	73.7
2		AZERBAIJAN	50	73.5
3		BOSNIA AND HERZEGOVINA	59	71.7
4		ALBANIA	61	71.6
5		SURINAME	62	71.6
6		ALGERIA	64	71.5
7		KAZAKHSTAN	65	71.1
8		MALDIVES	67	71.0
9		TUNISIA	69	71.7
10		TÜRKIYE	71	71.4



SCORE

GLOBAL RANK

THE NETWORK READINESS INDEX 2022



PORTULANS
— INSTITUTE —

The Network Readiness Index 2022

Stepping into the
new digital era

How and why digital
natives will change
the world

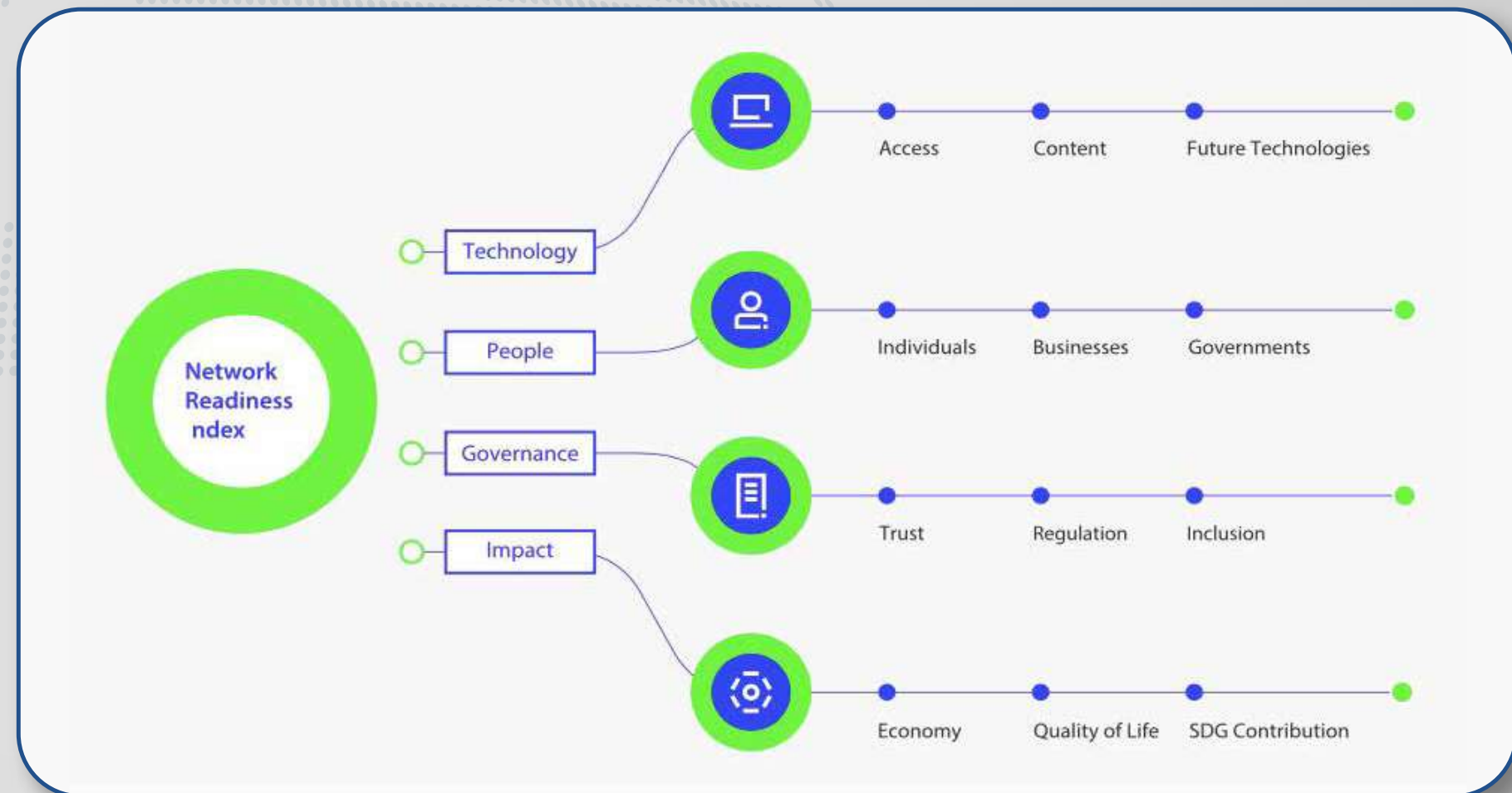




الغرفة الإسلامية للتجارة والصناعة والزراعة
Islamic Chamber of Commerce, Industry & Agriculture
La Chambre Islamique de Commerce, d'Industrie et d'Agriculture

WHAT IS THE NETWORK READINESS INDEX (NRI) 2022?

The Network Readiness Index (NRI) 2022 is a global report that was first published in 2002 as part of the Global Information Technology Report (GITS) published by the World Economic Forum, Cornell University, and INSTEAD. In 2019, it was redesigned under the auspices of the Portulans Institute, to promote integration between technology, people and governance, for achieving positive impact on economy, society and the environment, through 4 pillars, 12 sub-pillars, 60 indicators. The index covers 131 countries.





الغرفة الإسلامية للتجارة والصناعة والزراعة
Islamic Chamber of Commerce, Industry & Agriculture
La Chambre Islamique de Commerce, d'Industrie et d'Agriculture

TOP ICCIA COUNTRIES IN THE NETWORK READINESS INDEX (NRI) 2022

1		UAE	28	65.64
2		SAUDI ARABIA	35	61.09
3		MALAYSIA	36	60.58
4		QATAR	42	57.87
5		TÜRKIYE	48	55.77
6		OMAN	53	54.72
7		BAHRAIN	54	54.34
8		KAZAKHSTAN	58	52.46
9		INDONESIA	59	51.51
10		KUWAIT	63	51.04



SCORE


GLOBAL RANK

ENVIRONMENTAL PERFORMANCE INDEX (EPI) 2022



Environmental Performance Index 2022

Ranking country performance
on sustainability issues





الغرفة الإسلامية للتجارة والصناعة والزراعة
Islamic Chamber of Commerce, Industry & Agriculture
La Chambre Islamique de Commerce, d'Industrie et d'Agriculture

WHAT IS THE ENVIRONMENTAL PERFORMANCE INDEX (EPI) 2022?

Covering 180 countries, the **Environmental Performance Index (EPI) 2022** is a global report that indicates which countries are best combating the environmental challenges that face every state, using 32 performance indicators across 11 issue categories, thus providing a practical guidance for countries that aspire to move towards a sustainable future.

The 2022 EPI Framework, illustrating 3 policy objectives, 11 issue categories, and 40 indicators.

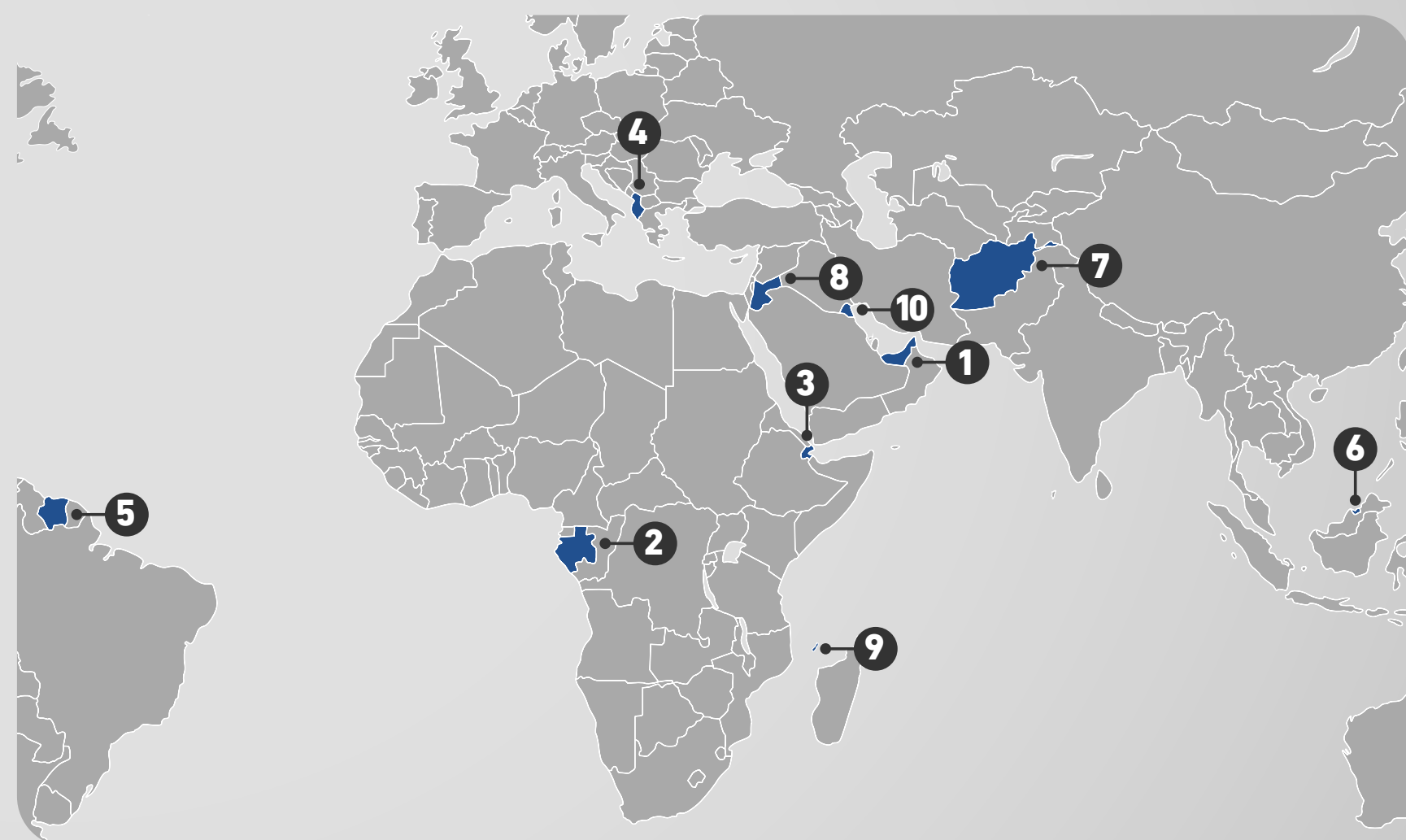
Climate	Environmental Health				Ecosystem Vitality					
Climate Change Mitigation	Air Quality	Waste Management	Water & Sanitation	Heavy Metals	Biodiversity & Habitat	Ecosystem Services	Fisheries	Agriculture	Acid Rain	Water Resources
CO ₂ Growth Rate	PM _{2.5}	Controlled Solid Waste	Unsafe Sanitation	Lead Exposure	Land Biome Protection (National)	Tree Cover Loss	Fish Stock Status	Sustainable Nitrogen Use	SO ₂ Emissions	Wastewater Treatment
CH ₄ Growth Rate	Household Solid Fuels	Recycling	Unsafe Drinking Water		Land Biome Protection (Global)	Wetland Loss	Marine Trophic Index	Sustainable Pesticide Use	NO _x Emissions	
N ₂ O Growth Rate	Ozone	Ocean Plastics			Marine Protected Areas	Grassland Loss	Trawling and Dredging			
F-Gas Growth Rate	Nitrogen Oxides				Protected Areas Rep. Index					
Black Carbon Growth Rate	Sulfur Dioxide				Biodiversity Habitat Index					
Projected 2050 Emissions	Carbon Monoxide				Species Protection Index					
CO ₂ from Land Cover	Volatile Organics				Species Habitat Index					
GHG Intensity										
GHG per Capita										



العرفان الإسلامي للتجارة والصناعة والرفاهية
Islamic Chamber of Commerce, Industry & Agriculture
La Chambre Islamique de Commerce, d'Industrie et d'Agriculture

TOP ICCIA COUNTRIES IN THE ENVIRONMENTAL PERFORMANCE INDEX (EPI) 2022

1		UAE	39	52.4
2		GABON	51	49.7
3		DJIBOUTI	60	47.5
4		ALBANIA	62	47.1
5		SURINAME	70	45.9
6		BRUNEI DARUSSALAM	71	45.7
7		AFGHANISTAN	81	43.6
8		JORDAN	81	43.6
9		COMOROS	85	42.5
10		KUWAIT	87	42.4



SCORE

GLOBAL RANK

CLIMATE CHANGE PERFORMANCE INDEX 2023



2023



RESULTS

Jan Burck
Thilo Ulrich
Christoph Bels
Niklas Köhler
Leonardo Nascimento

Monitoring Climate Mitigation Efforts
of 59 Countries plus the EU – covering 92%
of the Global Greenhouse Gas Emissions





الغرفة الإسلامية للتجارة والصناعة والزراعة
Islamic Chamber of Commerce, Industry & Agriculture
La Chambre Islamique de Commerce, d'Industrie et d'Agriculture

WHAT IS THE CLIMATE CHANGE PERFORMANCE INDEX 2023?

The Climate Change Performance Index 2023 is an instrument designed to enhance transparency in international climate politics. Its aim is to put political and social pressure on those countries which have, up until now, failed to take ambitious action on climate protection. The report evaluates and compares the climate protection performance of 59 countries and the European Union (EU), which collectively account for more than 92% of global greenhouse gas (GHG) emissions.

The CCPI assesses countries' performance in four categories:



"GHG Emissions" (40% of overall score),



"Renewable Energy" (20% of overall score),

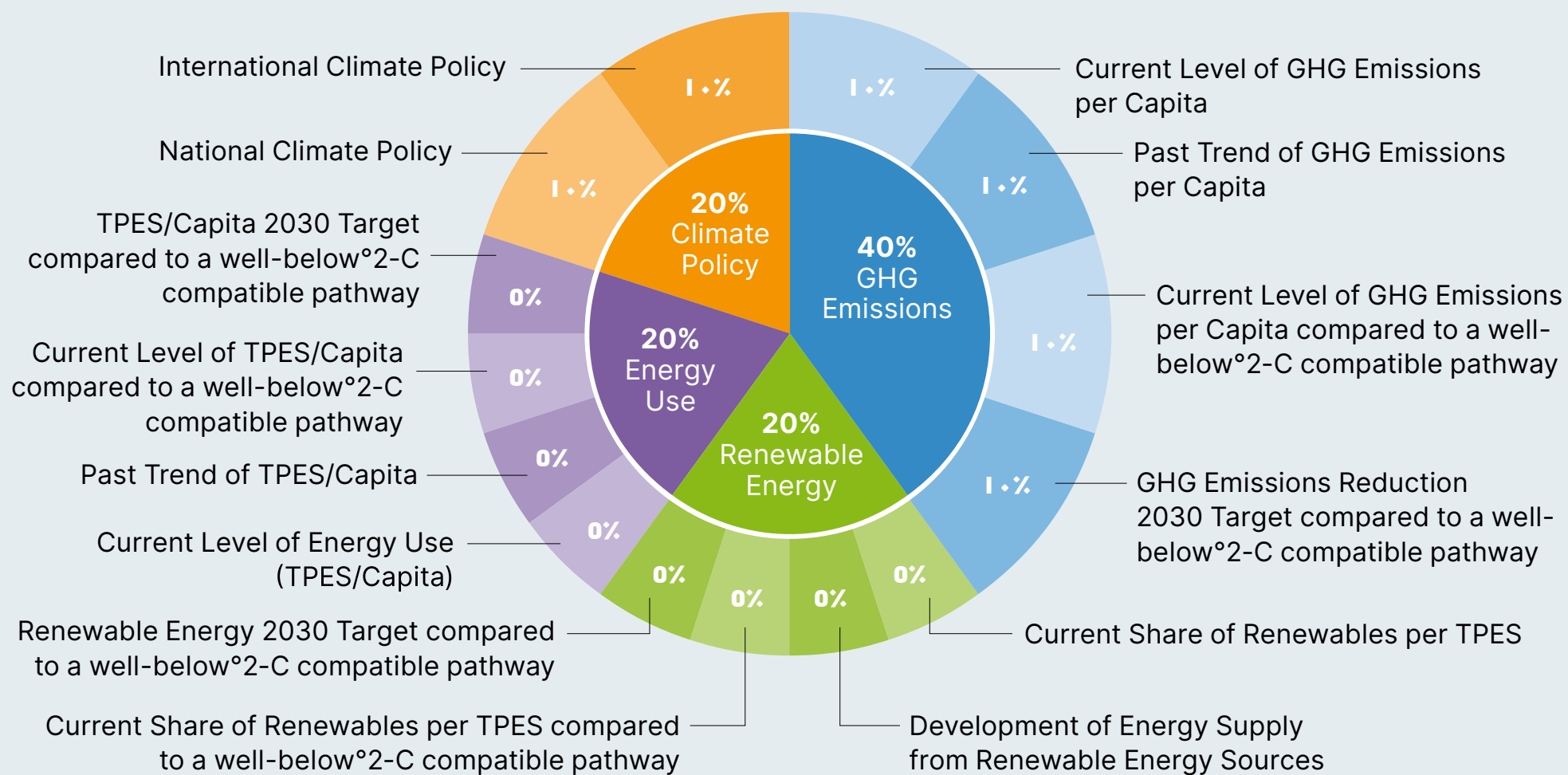


"Energy Use" (20% of overall score) and



"Climate Policy" (20% of overall score).

Components of the CCPI



GHG = Greenhouse Gases | TPES = Total Primary Energy Supply

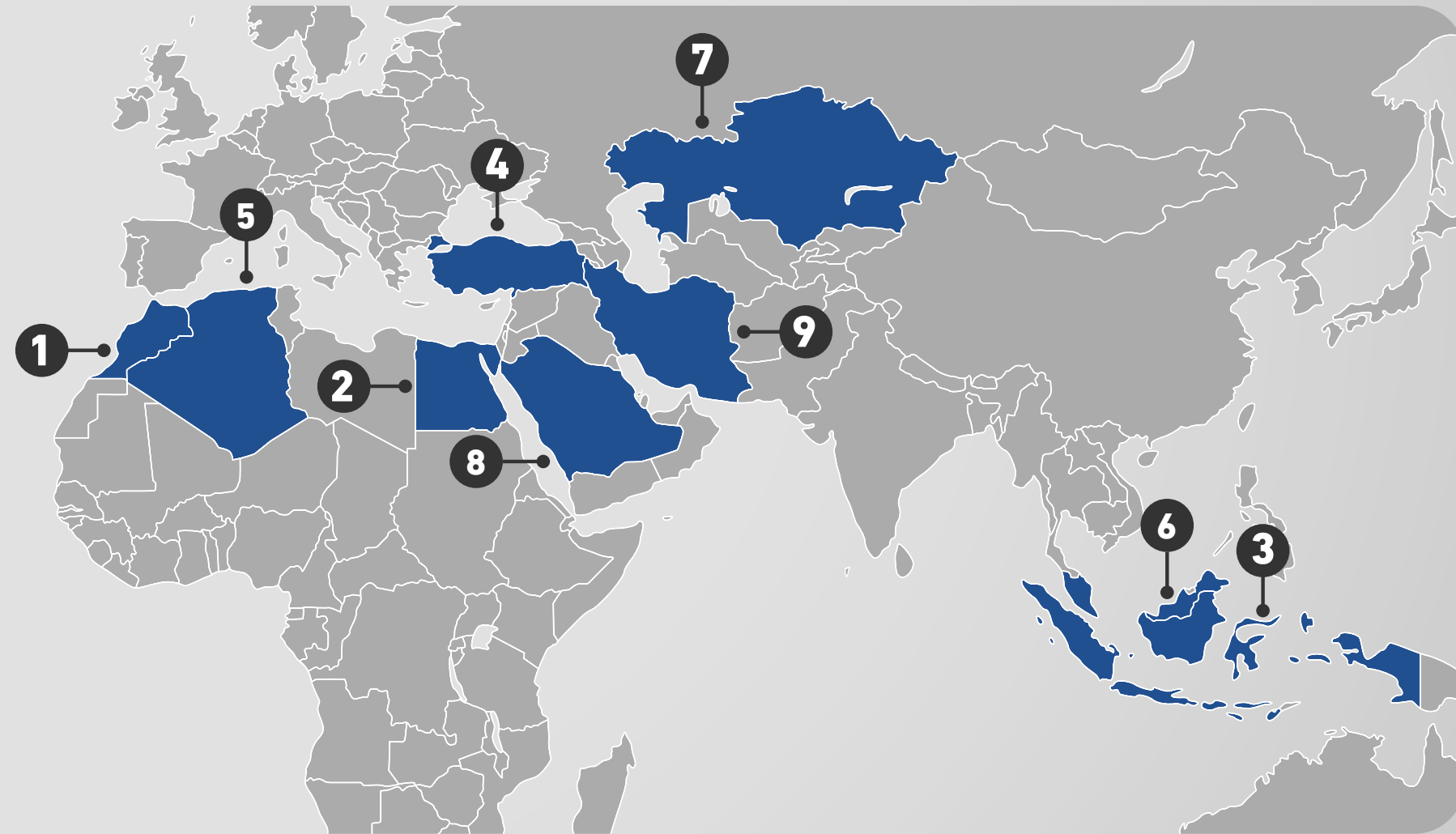
© Germanwatch 2023



الجمعية الإسلامية للتجارة والصناعة والزراعة
Islamic Chamber of Commerce, Industry & Agriculture
La Chambre Islamique de Commerce, d'Industrie et d'Agriculture

TOP ICCIA COUNTRIES IN THE CLIMATE CHANGE PERFORMANCE INDEX 2023

1		MOROCCO	7	67.44
2		EGYPT	20	59.37
3		INDONESIA	26	54.59
4		TÜRKIYE	47	43.32
5		ALGERIA	48	42.26
6		MALAYSIA	56	33.51
7		KAZAKHSTAN	61	24.61
8		SAUDI ARABIA	62	22.41
9		IRAN	63	18.77



SCORE

GLOBAL RANK

WORLD ENERGY TRILEMMA INDEX 2022

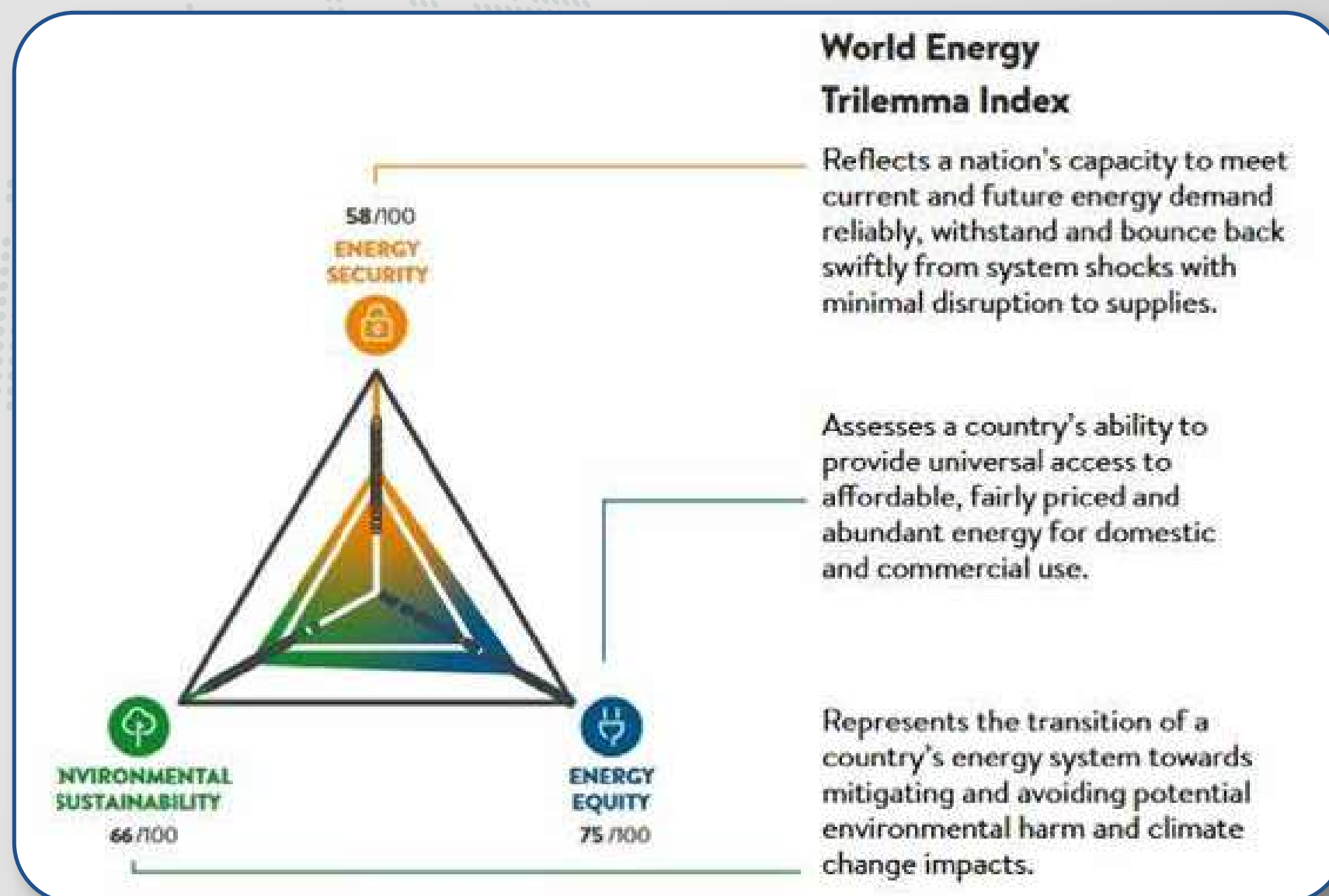
The logo of the World Energy Council, featuring the words "WORLD", "ENERGY", and "COUNCIL" stacked vertically in a bold, orange, sans-serif font, followed by a vertical orange bar.WORLD ENERGY
TRILEMMA INDEX 2022



الغرفة الإسلامية للتجارة والصناعة والزراعة
Islamic Chamber of Commerce, Industry & Agriculture
La Chambre Islamique de Commerce, d'Industrie et d'Agriculture

WHAT IS THE WORLD ENERGY TRILEMMA INDEX 2022?



The World Energy Trilemma Index 2022 is a global report that measures current and past performance of 127 countries across the three dimensions of Energy Security, Energy Equity and Environmental Sustainability, besides the Country Context Dimension, highlighting the country's challenges in balancing the Energy Trilemma and opportunities for improvements to achieve current and future energy goals.

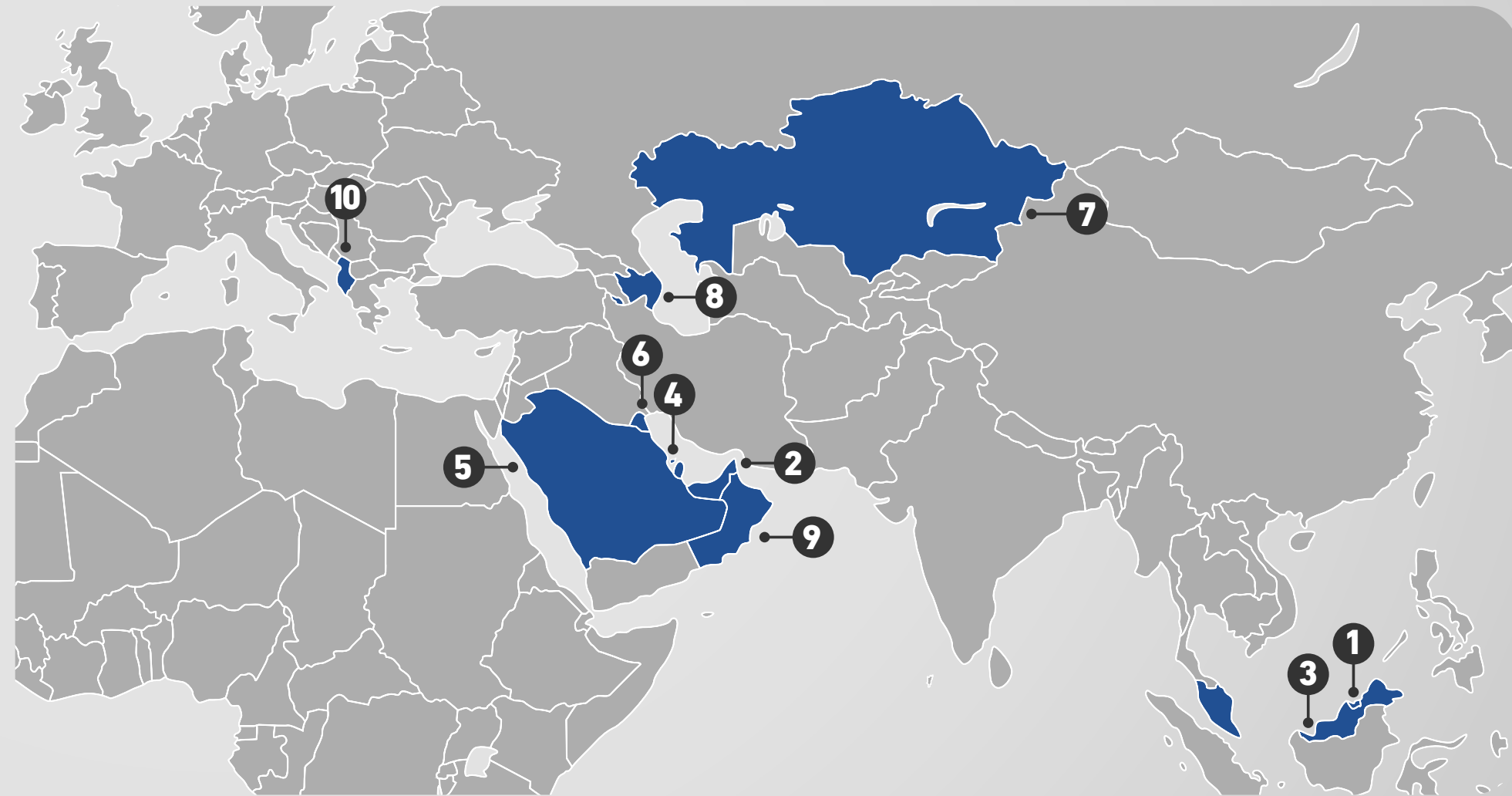




الغرفة الإسلامية للتجارة والصناعة والزراعة
Islamic Chamber of Commerce, Industry & Agriculture
La Chambre Islamique de Commerce, d'Industrie et d'Agriculture

TOP ICCIA COUNTRIES IN THE WORLD ENERGY TRILEMMA INDEX 2022

1		BRUNEI DARUSSALAM	25
2		UAE	26
3		MALAYSIA	30
4		BAHRAIN	32
5		SAUDI ARABIA	33
6		KUWAIT	34
7		KAZAKHSTAN	35
8		AZERBAIJAN	39
9		OMAN	41
10		ALBANIA	43



GLOBAL RANK

GLOBAL FOOD SECURITY INDEX (GFSI) 2022

**ECONOMIST
IMPACT**





الغرفة الإسلامية للتجارة والصناعة والزراعة
Islamic Chamber of Commerce, Industry & Agriculture
La Chambre Islamique de Commerce, d'Industrie et d'Agriculture

WHAT IS THE GLOBAL FOOD SECURITY INDEX (GFSI) 2022?

The Global Food Security Index (GFSI) 2022 is an international report that measures food affordability, availability, quality and safety along side natural resources and resilience, through 59 indicators that measure various factors of food security across 113 countries around the world.

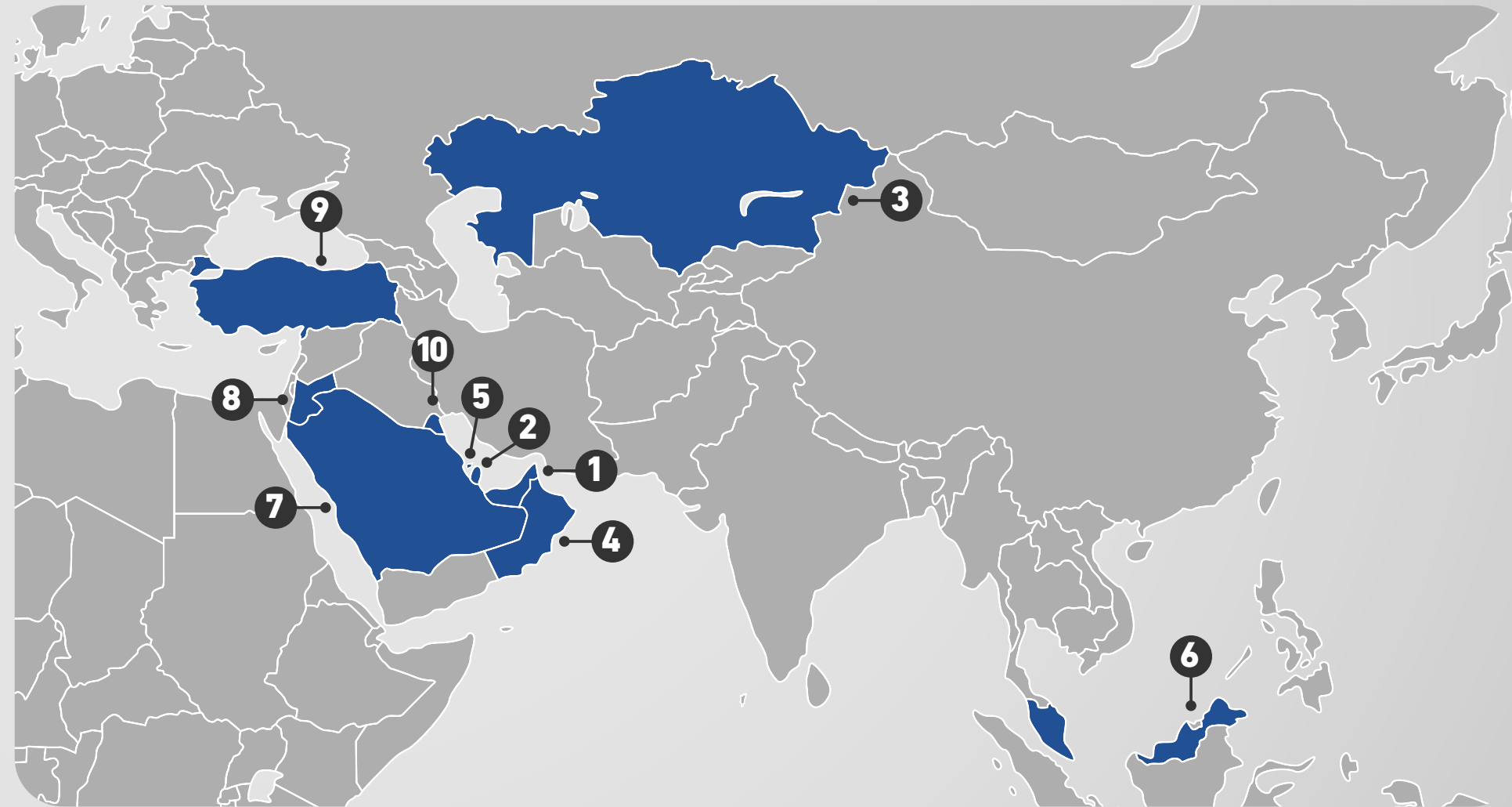




الغرفة الإسلامية للتجارة والصناعة والزراعة
Islamic Chamber of Commerce, Industry & Agriculture
La Chambre Islamique de Commerce, d'Industrie et d'Agriculture

TOP ICCIA COUNTRIES IN THE GLOBAL FOOD SECURITY INDEX 2022

1		UAE	23	75.2
2		QATAR	30	72.4
3		KAZAKHSTAN	32	72.1
4		OMAN	35	71.2
5		BAHRAIN	38	70.3
6		MALAYSIA	41	69.9
7		SAUDI ARABIA	41	69.9
8		JORDAN	47	66.2
9		TÜRKIYE	49	65.3
10		KUWAIT	50	65.2



SCORE

GLOBAL RANK

THE LEGATUM PROSPERITY INDEX 2023

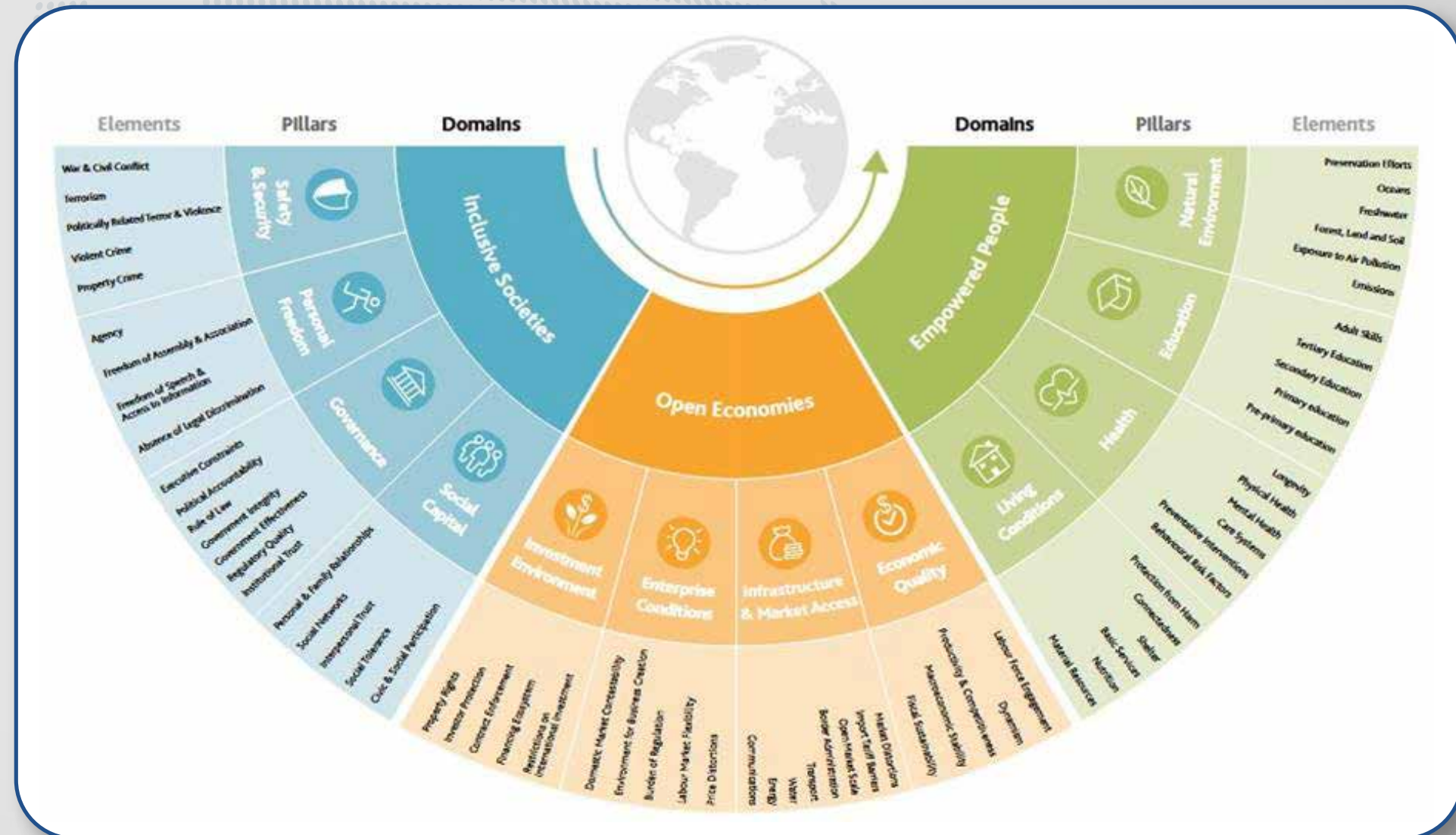




الغرفة الإسلامية للتجارة والصناعة والزراعة
Islamic Chamber of Commerce, Industry & Agriculture
La Chambre Islamique de Commerce, d'Industrie et d'Agriculture

WHAT IS THE LEGATUM PROSPERITY INDEX 2023?

Covering 167 countries from around the globe, the **Legatum Prosperity Index 2023** is a ranking developed by the Legatum Institute, a division of the private investment firm Legatum. The ranking is based on a variety of factors including wealth, economic growth, education, health, personal well-being, and quality of life, offering a unique insight into how prosperity is forming and changing across the world.





الغرفة الإسلامية للتجارة والصناعة والزراعة
Islamic Chamber of Commerce, Industry & Agriculture
La Chambre Islamique de Commerce, d'Industrie et d'Agriculture

TOP ICCIA COUNTRIES IN THE LEGATUM PROSPERITY INDEX 2023

1		MALAYSIA	43
2		UAE	44
3		QATAR	46
4		KUWAIT	60
5		BAHRAIN	62
6		INDONESIA	63
7		ALBANIA	65
8		OMAN	67
9		KAZAKHSTAN	69
10		SAUDI ARABIA	79



GLOBAL RANK

GLOBAL KNOWLEDGE INDEX (GKI) 2022



GLOBAL KNOWLEDGE INDEX

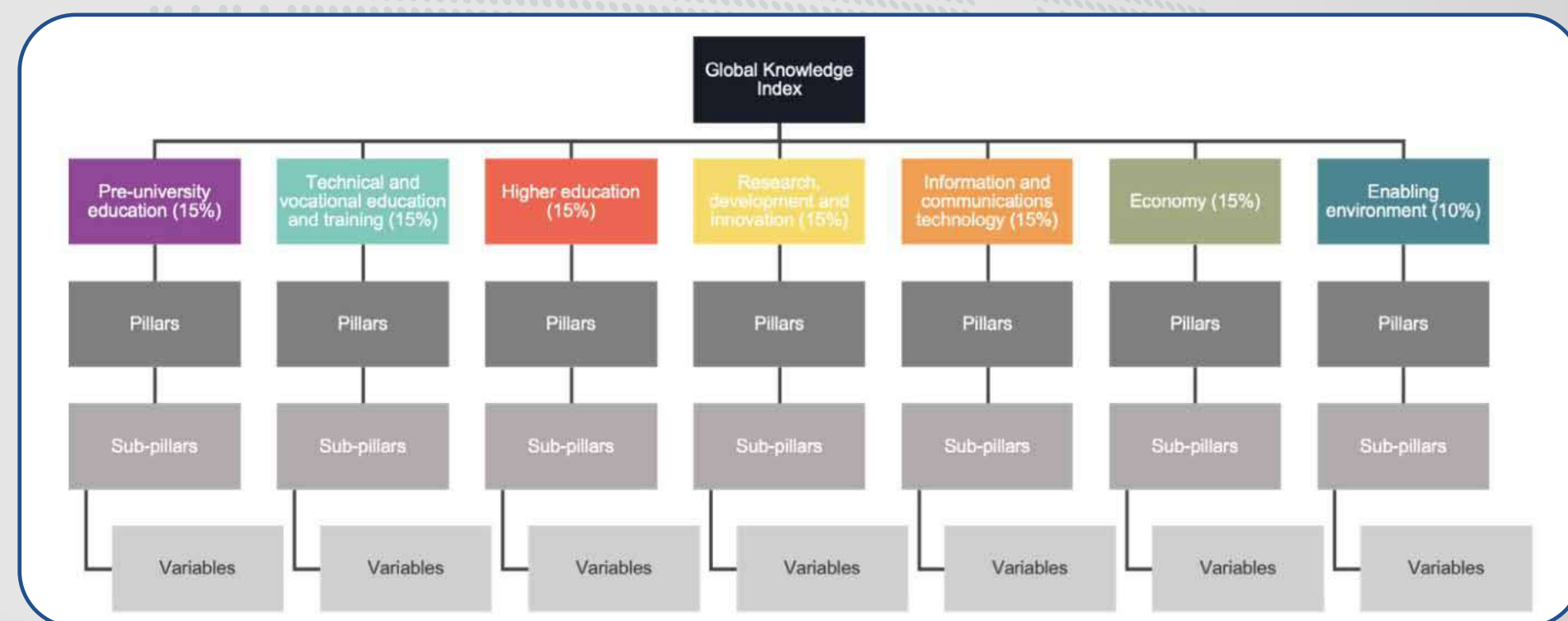




الغرفة الإسلامية للتجارة والصناعة والزراعة
Islamic Chamber of Commerce, Industry & Agriculture
La Chambre Islamique de Commerce, d'Industrie et d'Agriculture

WHAT IS THE GLOBAL KNOWLEDGE INDEX (GKI) 2022?

The **Global Knowledge Index (GKI) 2022** aims to measure the multifaceted concept of knowledge in 132 countries, though assessing seven sub-indices, developed carefully for their correlative interactive relationships and their centrality to the process of cognitive and developmental progress. These sub-indices are: the preuniversity education, technical and vocational education and training (TVET), higher education, research, development and innovation (RDI), information and communications technology (ICT), economy, and enabling environment.

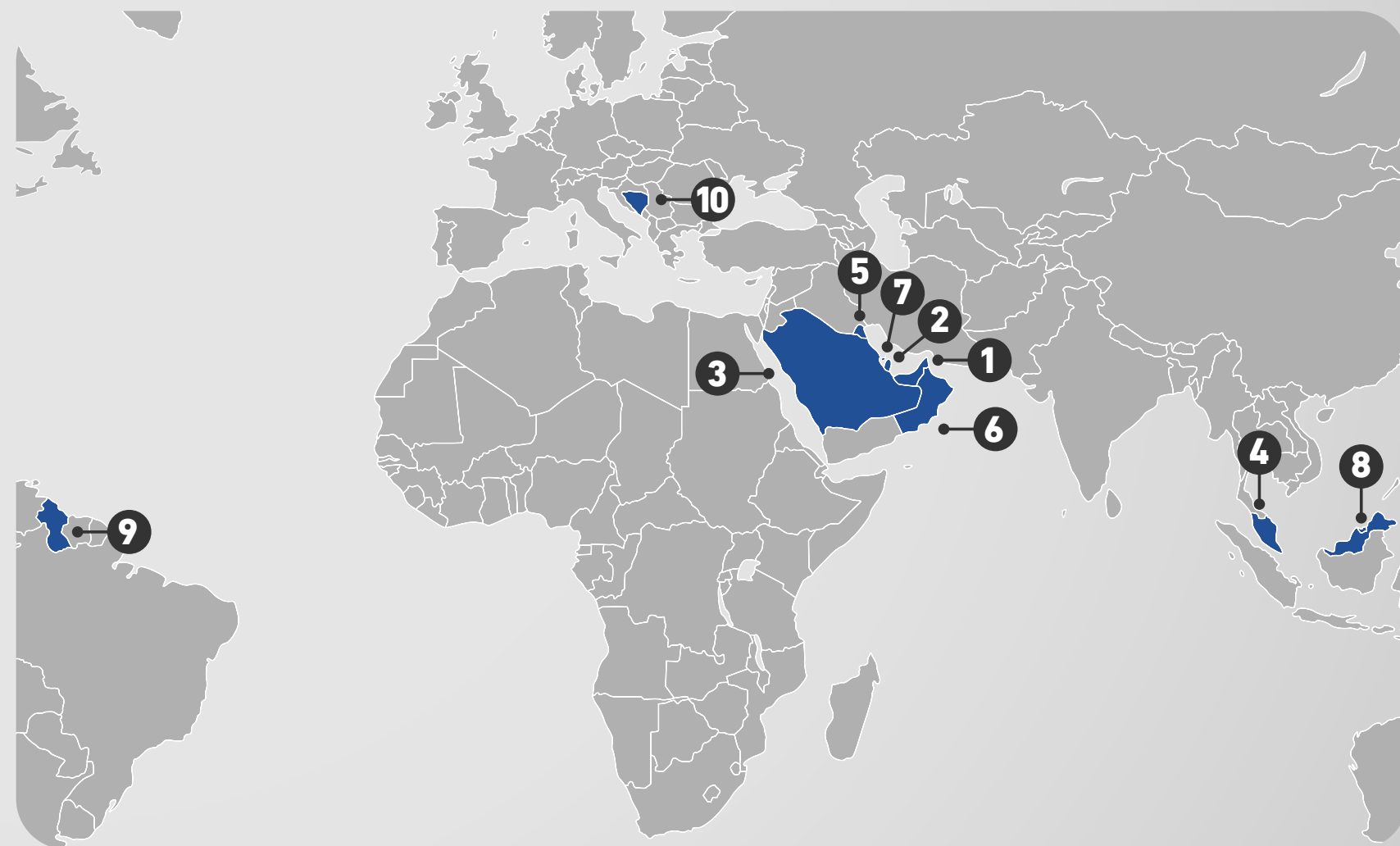




الغرفة الإسلامية للتجارة والصناعة والزراعة
Islamic Chamber of Commerce, Industry & Agriculture
La Chambre Islamique de Commerce, d'Industrie et d'Agriculture

TOP ICCIA COUNTRIES IN THE GLOBAL KNOWLEDGE INDEX 2022

1		UAE	25	58.9
2		QATAR	37	54.1
3		SAUDI ARABIA	43	51.1
4		MALAYSIA	45	50.7
5		KUWAIT	47	50.1
6		OMAN	54	48.0
7		BAHRAIN	55	47.4
8		BRUNEI DARUSSALAM	61	46.6
9		GUYANA	64	45.9
10		BOSNIA AND HERZEGOVINA	65	45.9



SCORE

GLOBAL RANK

INTERNATIONAL PROPERTY RIGHTS INDEX 2022



INTERNATIONAL PROPERTY RIGHTS INDEX 2022

FULL REPORT

MARY LEVY-CARCIENTE

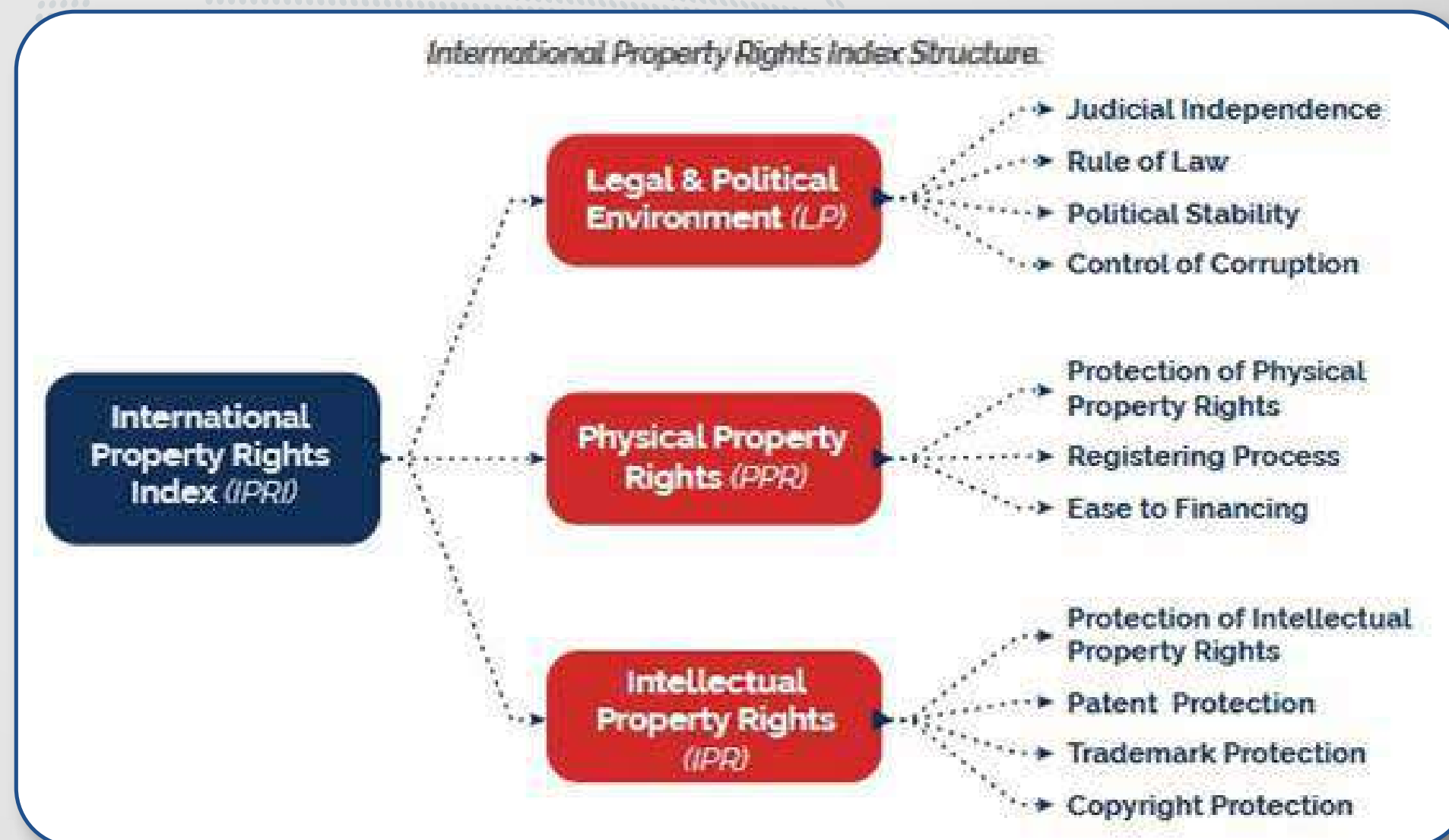
LORENZO MONTAN



الغرفة الإسلامية للتجارة والصناعة والزراعة
Islamic Chamber of Commerce, Industry & Agriculture
La Chambre Islamique de Commerce, d'Industrie et d'Agriculture

WHAT IS THE INTERNATIONAL PROPERTY RIGHTS INDEX (IPRI) 2022?

The International Property Rights Index (IPRI) 2022 is a global index that measures the strength of the protection of both physical and intellectual property rights in 129 countries around the world, through 11 factors gathered under three main components, namely: Legal & Political Environment (LP), Physical Property Rights (PPR), and Intellectual Property Rights (IPR).





الغرفة الإسلامية للتجارة والصناعة والزراعة
Islamic Chamber of Commerce, Industry & Agriculture
La Chambre Islamique de Commerce, d'Industrie et d'Agriculture

TOP ICCIA COUNTRIES IN THE INTERNATIONAL PROPERTY RIGHTS INDEX (IPRI) 2022

1		UAE	22	6.794
2		QATAR	26	6.508
3		MALAYSIA	29	6.300
4		OMAN	32	6.203
5		SAUDI ARABIA	35	6.060
6		BAHRAIN	38	5.959
7		JORDAN	43	5.717
8		BRUNEI DARUSSALAM	49	5.508
9		KUWAIT	51	5.432
10		MOROCCO	55	5.342



SCORE

GLOBAL RANK

GLOBAL PEACE INDEX (GPI) 2023

IEP

Institute for Economics & Peace Measuring peace in a complex world

GLOBAL PEACE INDEX 2023

Results & Trends Economic Impact Conflict Hotspots Positive Peace



الغرفة الإسلامية للتجارة والصناعة والزراعة
Islamic Chamber of Commerce, Industry & Agriculture
La Chambre Islamique de Commerce, d'Industrie et d'Agriculture

WHAT IS THE GLOBAL PEACE INDEX (GPI) 2023?

Using 23 qualitative and quantitative indicators, **the Global Peace Index (GPI) 2023** is an international report that provides a comprehensive data-driven analysis on the state of peace and its effect on economy, across 163 independent states and territories.

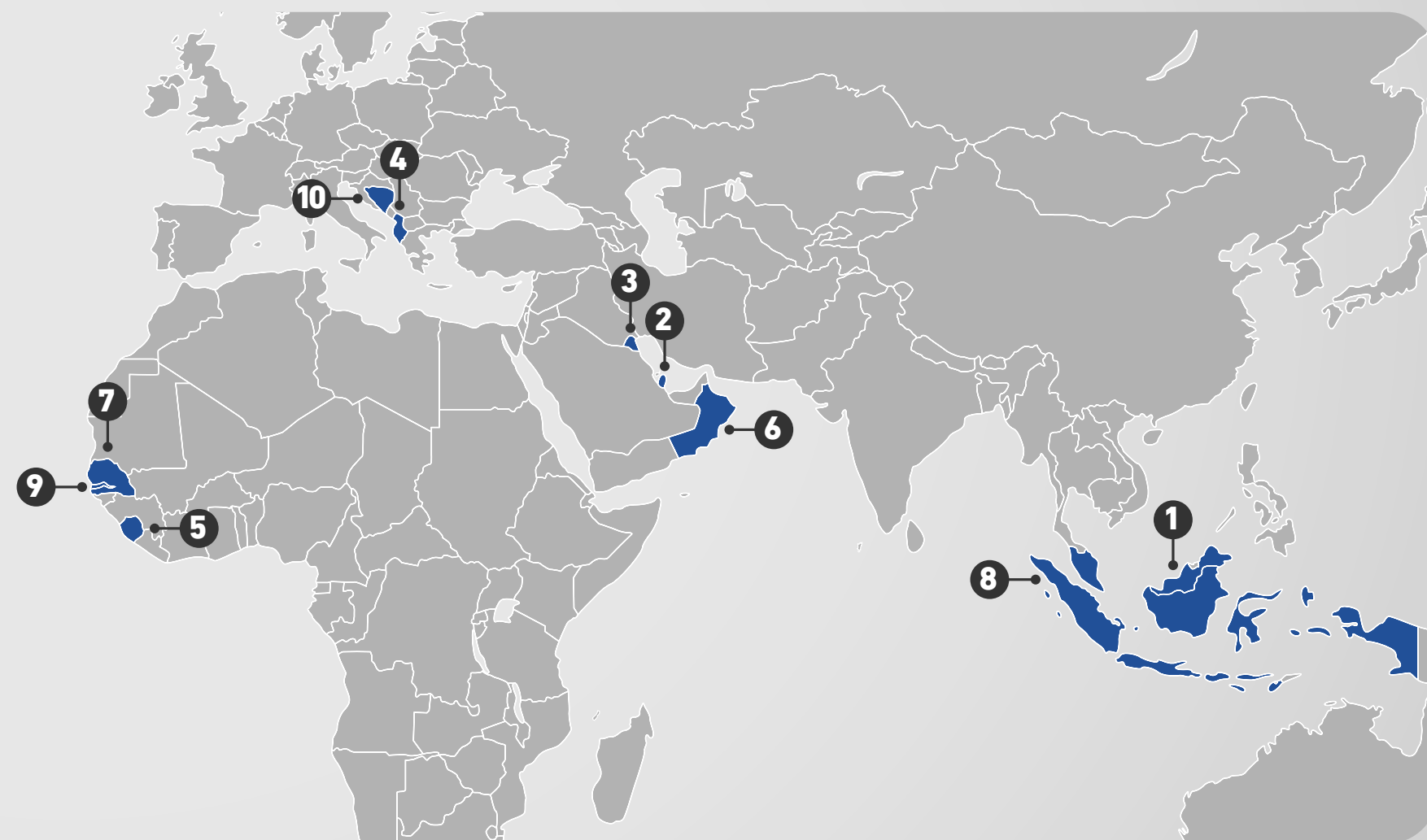




الجمعية الإسلامية للتجارة والصناعة والرفاهية
Islamic Chamber of Commerce, Industry & Agriculture
La Chambre Islamique de Commerce, d'Industrie et d'Agriculture

TOP ICCIA COUNTRIES IN THE GLOBAL PEACE INDEX (GPI) 2023

1		MALAYSIA	19	1.513
2		QATAR	21	1.524
3		KUWAIT	35	1.669
4		ALBANIA	40	1.745
5		SIERRA LEONE	47	1.792
6		OMAN	48	1.794
7		SENEGAL	52	1.827
8		INDONESIA	53	1.829
9		THE GAMBIA	59	1.888
10		BOSNIA AND HERZEGOVINA	61	1.892



SCORE

GLOBAL RANK

GLOBAL BUSINESS BRIBERY RISK INDEX 2022





الغرفة الإسلامية للتجارة والصناعة والزراعة
Islamic Chamber of Commerce, Industry & Agriculture
La Chambre Islamique de Commerce, d'Industrie et d'Agriculture

WHAT IS THE GLOBAL BUSINESS BRIBERY RISK INDEX 2022?

The Global Business Bribery Risk Index 2022 is a global index dedicated to measuring business bribery risk in 194 countries, considering 4 main domains in this regard, namely: interactions with governments, anti-bribery deterrence and enforcement, governmental and civil service transparency, and capacity for civil oversight.

1 DOMAIN ONE

Reflects the risk associated with business interactions with government agencies, including three subdomains measuring the frequency of government interaction, the degree to which bribery is expected and tolerated in such interactions, and the overall regulatory burden.

2 DOMAIN TWO

Measures a country's ability to deter and prosecute bribery offenses. It comprises subdomains reflecting both societal disapproval and the enforcement of anti-bribery laws.

3 DOMAIN THREE

Addresses the attributes of government administration, relying in particular on measures of transparency with respect to the government budget and potential financial conflicts.





4 DOMAIN FOUR

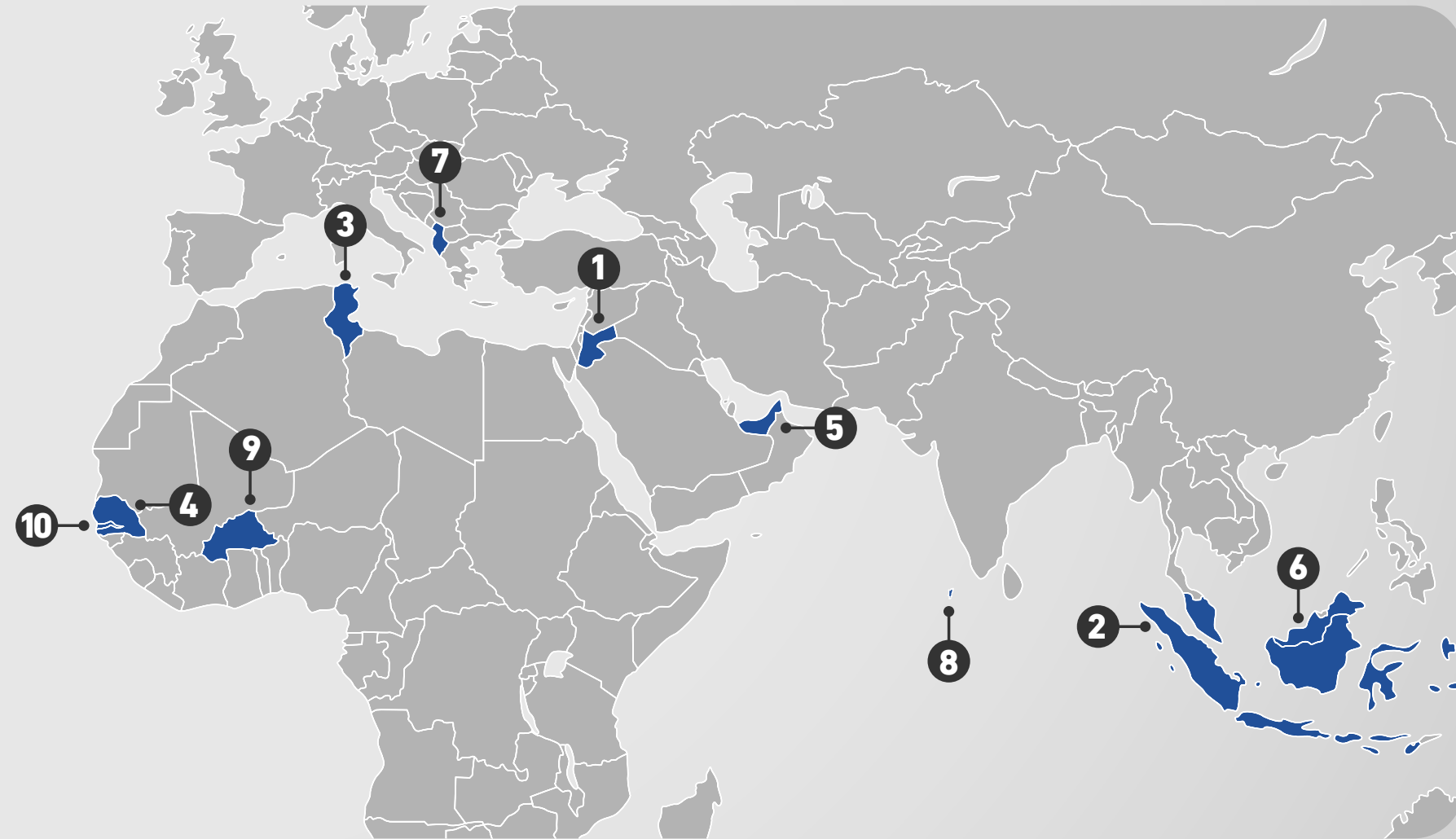
Captures the role played by non-governmental actors in monitoring and controlling corruption, including the critical role of the media and a broad-based measure of the civil society capacity of a country's population.



الغرفة الإسلامية للتجارة والصناعة والزراعة
Islamic Chamber of Commerce, Industry & Agriculture
La Chambre Islamique de Commerce, d'Industrie et d'Agriculture

TOP ICCIA COUNTRIES IN THE GLOBAL BUSINESS BRIBERY RISK INDEX 2022

1		JORDAN	65	43
2		INDONESIA	70	44
3		TUNISIA	76	45
4		SENEGAL	78	46
5		UAE	79	46
6		MALAYSIA	82	46
7		ALBANIA	92	49
8		MALDIVES	101	51
9		BURKINA FASO	102	51
10		GAMBIA	105	52



SCORE

GLOBAL RANK

CORRUPTION PERCEPTIONS INDEX 2022





الغرفة الإسلامية للتجارة والصناعة والزراعة
Islamic Chamber of Commerce, Industry & Agriculture
La Chambre Islamique de Commerce, d'Industrie et d'Agriculture

WHAT IS THE CORRUPTION PERCEPTIONS INDEX 2022?

The Corruption Perceptions index 2022, which ranks 180 countries and territories by their perceived levels of public sector corruption according to experts and businesspeople, aggregates data from a number of different sources that provide perceptions by business people and country experts of the level of corruption in the public sector.

The following steps are followed to calculate the CPI:

STEP
01

Select data sources: Each data source that is used to construct the CPI must fulfil the a criteria to qualify as a valid source

STEP
02

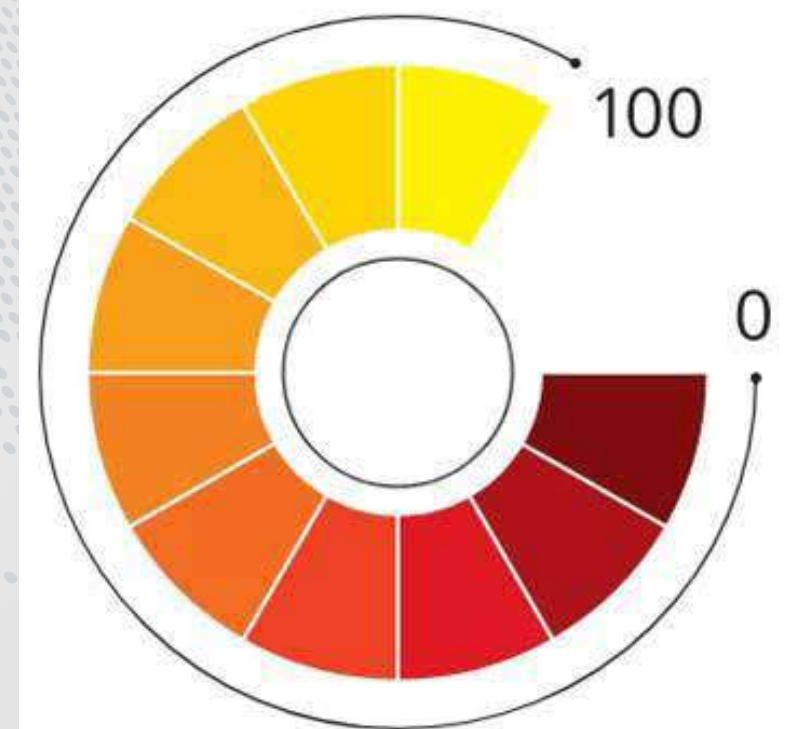
Standardise data sources to a scale of 0-100 where a 0 equals the highest level of perceived corruption and 100 equals the lowest level of perceived corruption.

STEP
03

Calculate the average: For a country or territory to be included in the CPI, a minimum of three sources must assess that country.

STEP
04

Report a measure of uncertainty: The CPI is accompanied by a standard error and confidence interval associated with the score, which captures the variation in scores of the data sources available for that country/territory.

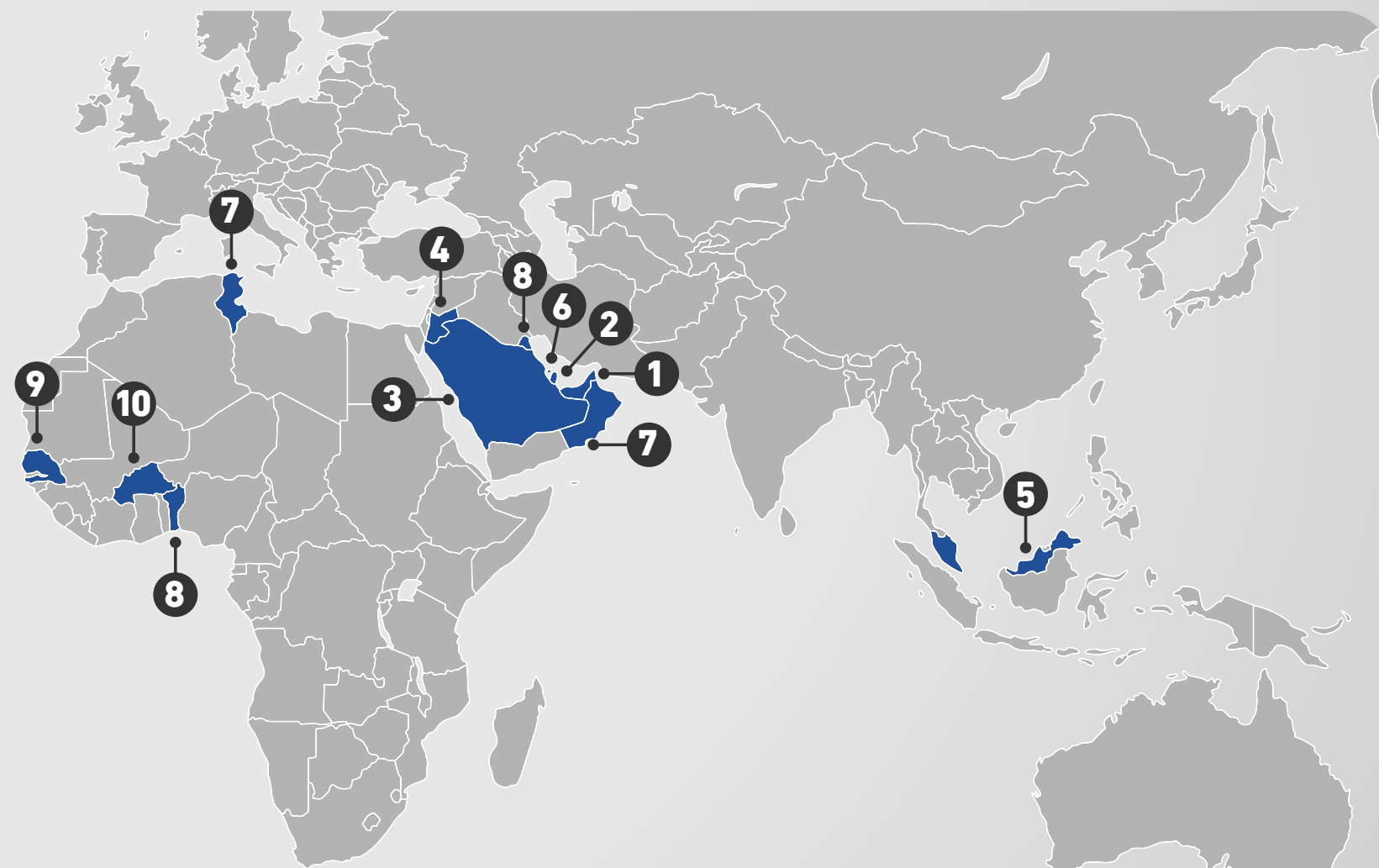




الغرفة الإسلامية للتجارة والصناعة والزراعة
Islamic Chamber of Commerce, Industry & Agriculture
La Chambre Islamique de Commerce, d'Industrie et d'Agriculture

TOP ICCIA COUNTRIES IN THE CORRUPTION PERCEPTIONS INDEX 2022

1		UAE	27	67
2		QATAR	40	58
3		SAUDI ARABIA	54	51
4		JORDAN	61	47
5		MALAYSIA	61	47
6		BAHRAIN	69	44
7		OMAN	69	44
8		BENIN	72	43
9		SENEGAL	72	43
10		BURKINA FASO	77	42



SCORE

GLOBAL RANK

FRAGILE STATES INDEX 2023

FFP
FUND FOR PEACE

FRAGILE STATES INDEX
ANNUAL REPORT 2023



العرفان الإسلامي للصناعة والتجارة
Islamic Chamber of Commerce, Industry & Agriculture
La Chambre Islamique de Commerce, d'Industrie et d'Agriculture

WHAT IS THE FRAGILE STATES INDEX (FSI) 2023?

Based on 12 indicators of state vulnerability, **the Fragile States Index (FSI) 2023** (formerly the Failed States Index) is an annual report that highlights the pressures faced by 179 states and measures the states' ability to deal with these pressures, by highlighting the relevant weaknesses which contributes to the risk of state fragility.

COHESION INDICATORS



Security
Apparatus



Factionalized
Elites



Group
Grievance

ECONOMIC INDICATORS



Economic
Decline



Uneven
Development




Human Flight &
Brain Drain

POLITICAL INDICATORS



State
Legitimacy



Public
Services



Human Rights &
Rule of Law


SOCIAL + CROSS-CUTTING INDICATORS



Demographic
Pressures



Refugees &
IDPs



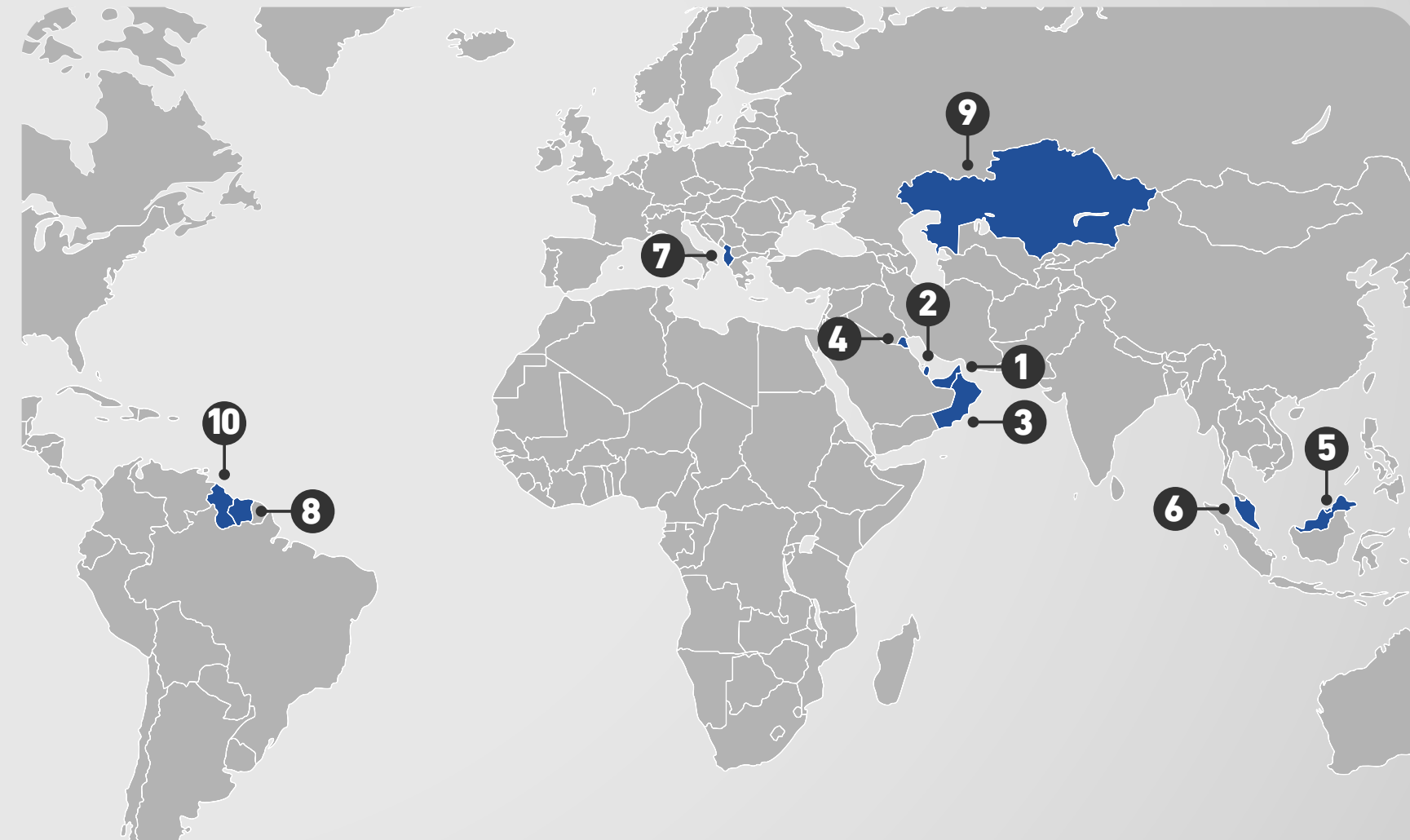
External
Intervention



الغرفة الإسلامية للتجارة والصناعة والزراعة
Islamic Chamber of Commerce, Industry & Agriculture
La Chambre Islamique de Commerce, d'Industrie et d'Agriculture

TOP ICCIA COUNTRIES IN THE FRAGILE STATES INDEX (FSI) 2023

1		UAE	156	37.0
2		QATAR	149	40.5
3		OMAN	136	48.7
4		KUWAIT	133	51.2
5		BRUNEI DARUSSALAM	125	54.7
6		MALAYSIA	124	55.0
7		ALBANIA	121	56.8
8		SURINAME	116	59.7
9		KAZAKHSTAN	111	60.6
10		GUYANA	109	61.6



SCORE

GLOBAL RANK

SOCIAL PROGRESS INDEX 2022

**SOCIAL
PROGRESS
IMPERATIVE**

2022
SOCIAL
PROGRESS
INDEX



الخوفاء الإسلامية للتجارة والصناعة والزراعة
Islamic Chamber of Commerce, Industry & Agriculture
La Chambre Islamique de Commerce, d'Industrie et d'Agriculture

WHAT IS THE SOCIAL PROGRESS INDEX 2022?

Covering 169 countries, the **Social Progress Index 2022** measures the success of societies. It is a comprehensive measure of real quality of life, independent of economic indicators. The Social Progress Index is designed to complement, rather than replace, economic measures such as GDP.











2022 Social Progress Index® Framework

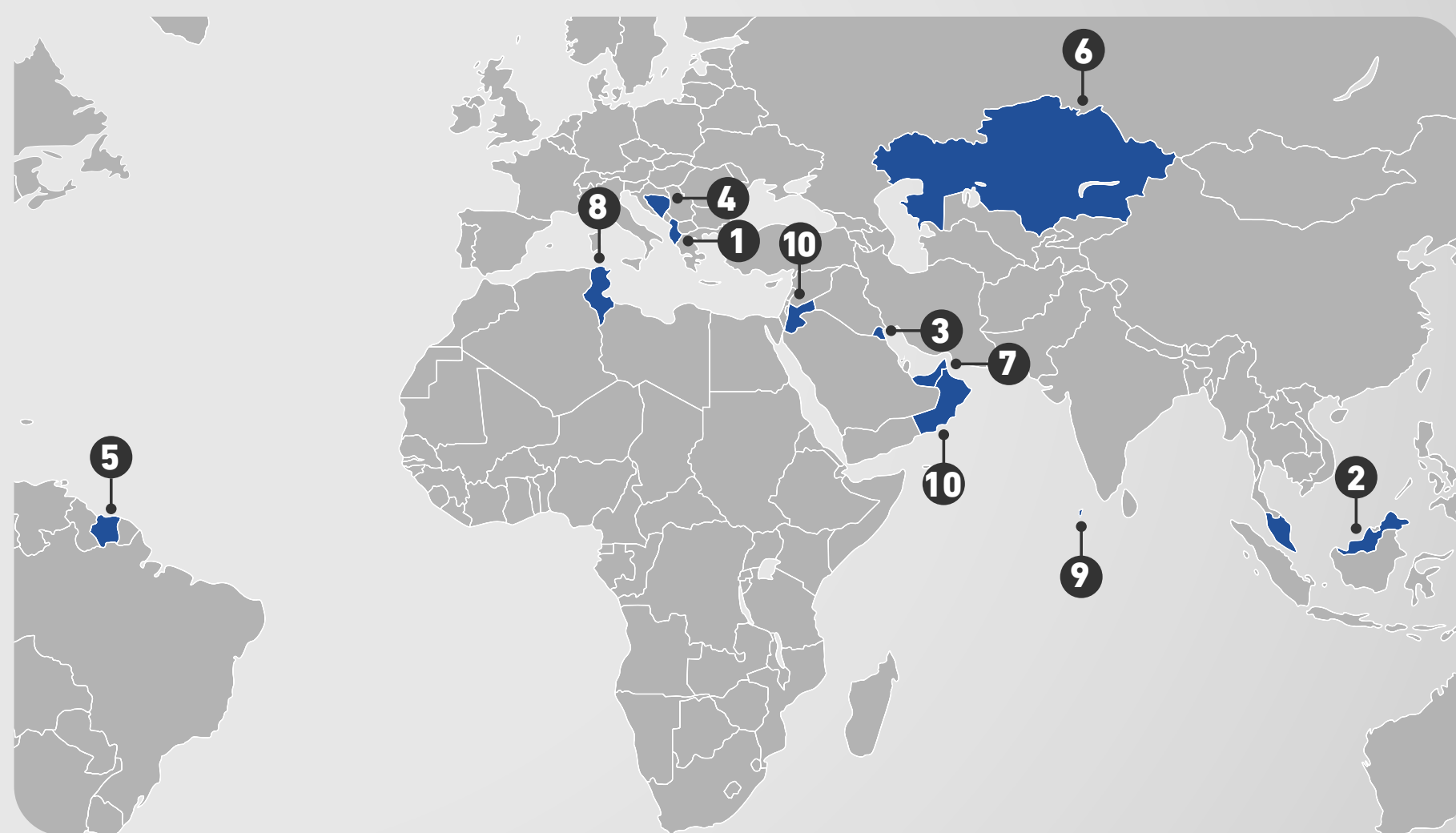




الغرفة الإسلامية للتجارة والصناعة والزراعة
Islamic Chamber of Commerce, Industry & Agriculture
La Chambre Islamique de Commerce, d'Industrie et d'Agriculture

TOP ICCIA COUNTRIES IN THE SOCIAL PROGRESS INDEX 2022

1		ALBANIA	53	74.12
2		MALAYSIA	54	74.08
3		KUWAIT	55	74.06
4		BOSNIA AND HERZEGOVINA	63	71.23
5		SURINAME	64	71.22
6		KAZAKHSTAN	65	71.21
7		UAE	68	70.70
8		TUNISIA	72	69.77
9		MALDIVES	79	68.02
10		OMAN	80	67.70



SCORE

GLOBAL RANK

MERCER GLOBAL PENSION INDEX 2022



Mercer CFA Institute Global Pension Index 2022

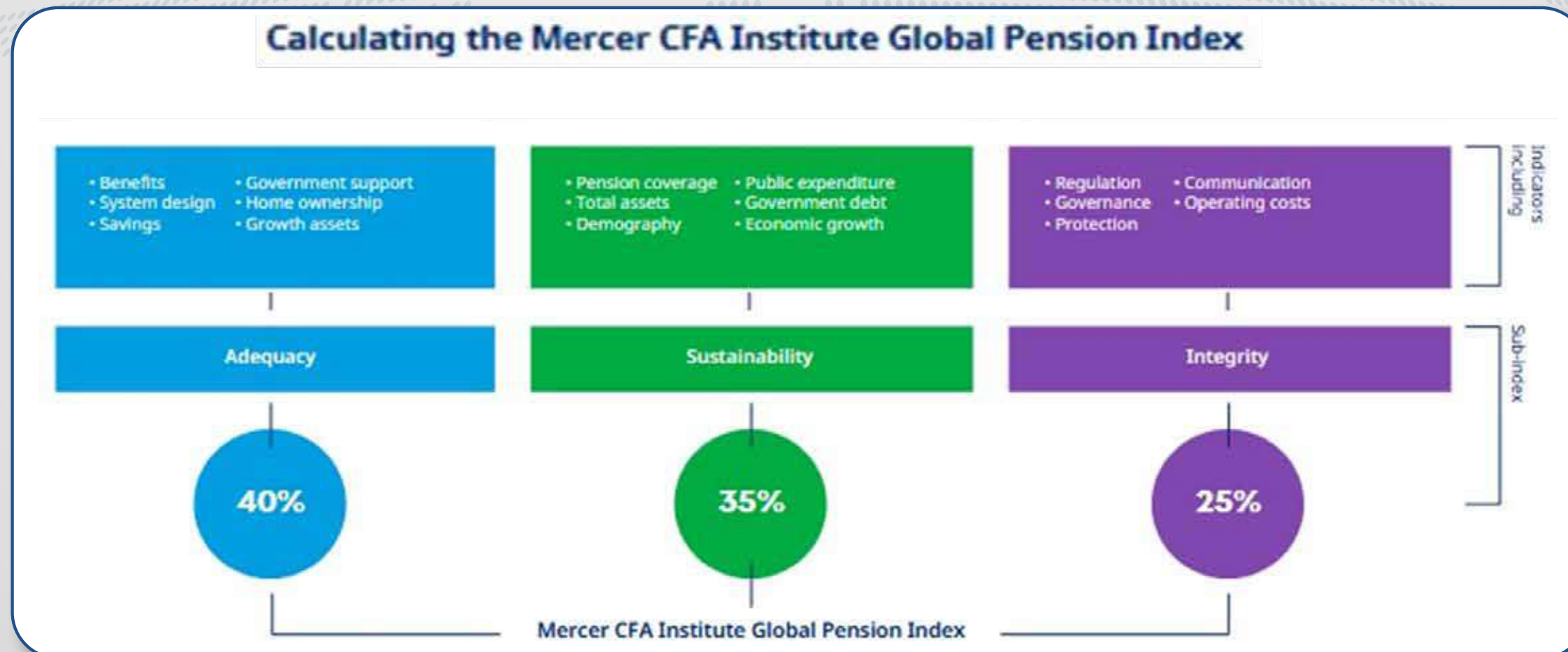
Converting defined contribution benefits
into better outcomes for retirees



الغرفة الإسلامية للتجارة والصناعة والزراعة
Islamic Chamber of Commerce, Industry & Agriculture
La Chambre Islamique de Commerce, d'Industrie et d'Agriculture

WHAT IS THE MERCER GLOBAL PENSION INDEX 2022?

The Mercer Global Pension Index 2022 uses three sub-indices—adequacy, sustainability and integrity – to measure each retirement income system in 44 countries.





الجمعية الإسلامية للتجارة والصناعة والزراعة
Islamic Chamber of Commerce, Industry & Agriculture
La Chambre Islamique de Commerce, d'Industrie et d'Agriculture

TOP ICCIA COUNTRIES IN THE MERCER GLOBAL PENSION INDEX 2022

1		MALAYSIA	23	63.1
2		UAE	25	61.8
3		SAUDI ARABIA	27	59.2
4		INDONESIA	39	49.2
5		TÜRKIYE	40	45.3



SCORE

GLOBAL RANK

GLOBAL GENDER GAP REPORT 2023

WORLD
ECONOMIC
FORUM

Global Gender
Gap Report
2023

INSIGHT REPORT
JUNE 2023



الغرفة الإسلامية للتجارة والصناعة والزراعة
Islamic Chamber of Commerce, Industry & Agriculture
La Chambre Islamique de Commerce, d'Industrie et d'Agriculture

WHAT IS THE GLOBAL GENDER GAP REPORT 2023?

The Global Gender Gap Report 2023 is designed to "measure gender-based gaps in access to resources and opportunities in countries rather than the actual levels of the available resources and opportunities in those countries. Currently, the report covers 146 economies around the globe, over 93% of the world's population.

THE REPORT EXAMINES FOUR OVERALL AREAS OF INEQUALITY BETWEEN MEN AND WOMEN:

- Economic participation and opportunity—outcomes on salaries, participation levels and access to high-skilled employment
- Educational attainment—outcomes on access to basic and higher level education
- Political empowerment—outcomes on representation in decision-making structures
- Health and survival—outcomes on life expectancy and sex ratio.






The Global Gender Gap Index Framework

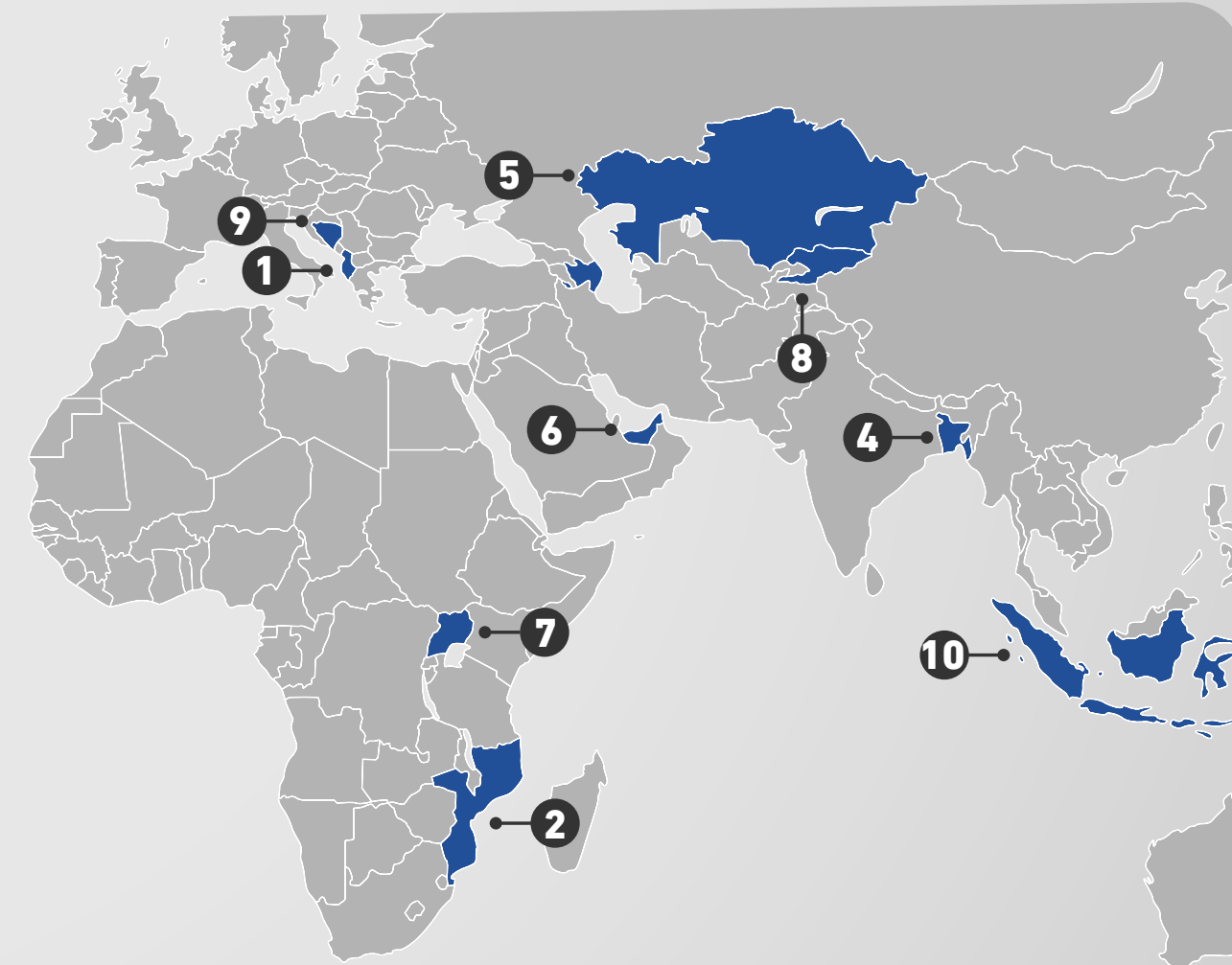




الغرفة الإسلامية للتجارة والصناعة والزراعة
Islamic Chamber of Commerce, Industry & Agriculture
La Chambre Islamique de Commerce, d'Industrie et d'Agriculture

TOP ICCIA COUNTRIES IN THE GLOBAL GENDER GAP REPORT 2023

1		ALBANIA	17	0.791
2		MOZAMBIQUE	25	0.778
3		SURINAME	52	0.736
4		BANGLADESH	59	0.722
5		KAZAKHSTAN	62	0.721
6		UAE	71	0.712
7		UGANDA	78	0.706
8		KYRGYZSTAN	84	0.700
9		BOSNIA AND HERZEGOVINA	86	0.698
10		INDONESIA	87	0.697



SCORE

GLOBAL RANK

WOMEN, BUSINESS AND THE LAW REPORT 2023





الغرفة الإسلامية للتجارة والصناعة والزراعة
Islamic Chamber of Commerce, Industry & Agriculture
La Chambre Islamique de Commerce, d'Industrie et d'Agriculture

WHAT IS THE WOMEN, BUSINESS AND THE LAW 2023?

The Women, Business and the Law Report 2023 tracks how the law affects women at various stages in their lives, from the basics of transportation to the challenges of starting a job and getting a pension. the report covers 190 countries across the world.

THE EIGHT INDICATORS OF WOMEN, BUSINESS AND THE LAW REPORT

Mobility

Examines constraints on freedom of movement



Pay

Measures laws and regulations affecting women's pay



Parenthood

Examines laws affecting women's work after having children



Assets

Considers gender differences in property and inheritance



Workplace

Analyzes laws affecting women's decisions to work



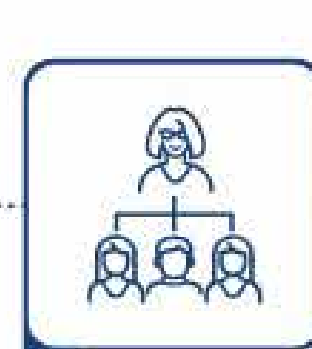
Marriage

Assesses legal constraints related to marriage



Entrepreneurship

Analyzes constraints on women's starting and running businesses



Pension

Assesses laws affecting the size of a woman's pension

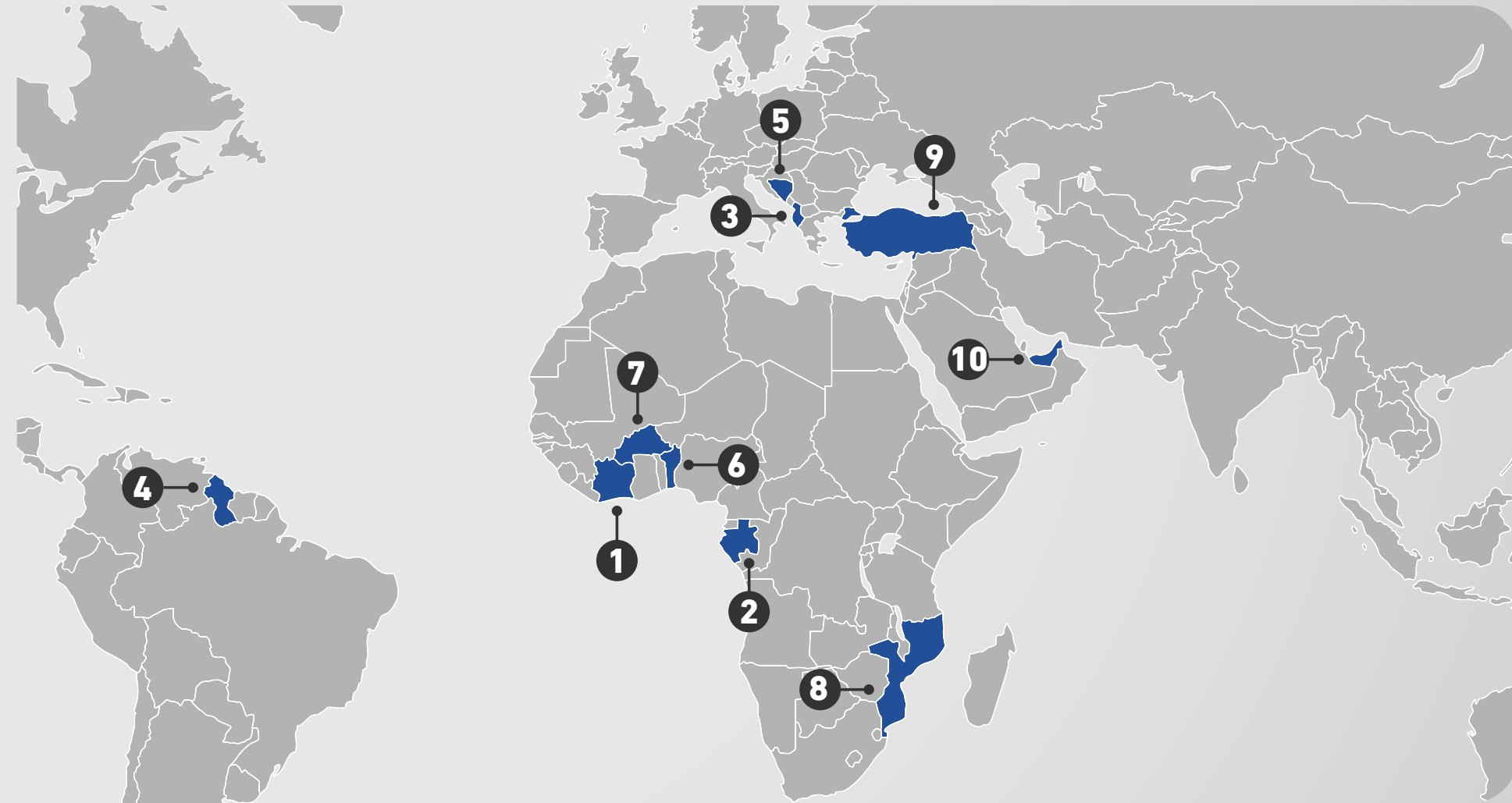




العرف الإسلامي للتجارة والصناعة والزرع
Islamic Chamber of Commerce, Industry & Agriculture
La Chambre Islamique de Commerce, d'Industrie et d'Agriculture

TOP ICCIA COUNTRIES IN THE WOMEN, BUSINESS AND THE LAW REPORT 2023

1		CÔTE D'IVOIRE	95.0
2		GABON	95.0
3		ALBANIA	91.3
4		GUYANA	86.9
5		BOSNIA AND HERZEGOVINA	85.0
6		BENIN	83.8
7		BURKINA FASO	82.5
8		MOZAMBIQUE	82.5
9		TÜRKIYE	82.5
10		UAE	52.5



SCORE

WORLD HAPPINESS INDEX 2023





الغرفة الإسلامية للتجارة والصناعة والزراعة
Islamic Chamber of Commerce, Industry & Agriculture
La Chambre Islamique de Commerce, d'Industrie et d'Agriculture

WHAT IS THE WORLD HAPPINESS INDEX 2023?

The World Happiness Report 2023 is an annual survey by the Sustainable Development Solutions Network for the United Nations. It looks at the state of global happiness in 146 countries, ranking countries using the Gallup World Poll and six factors: levels of GDP, life expectancy, generosity, social support, freedom and corruption income. The World Happiness Report was originally launched in 2012.

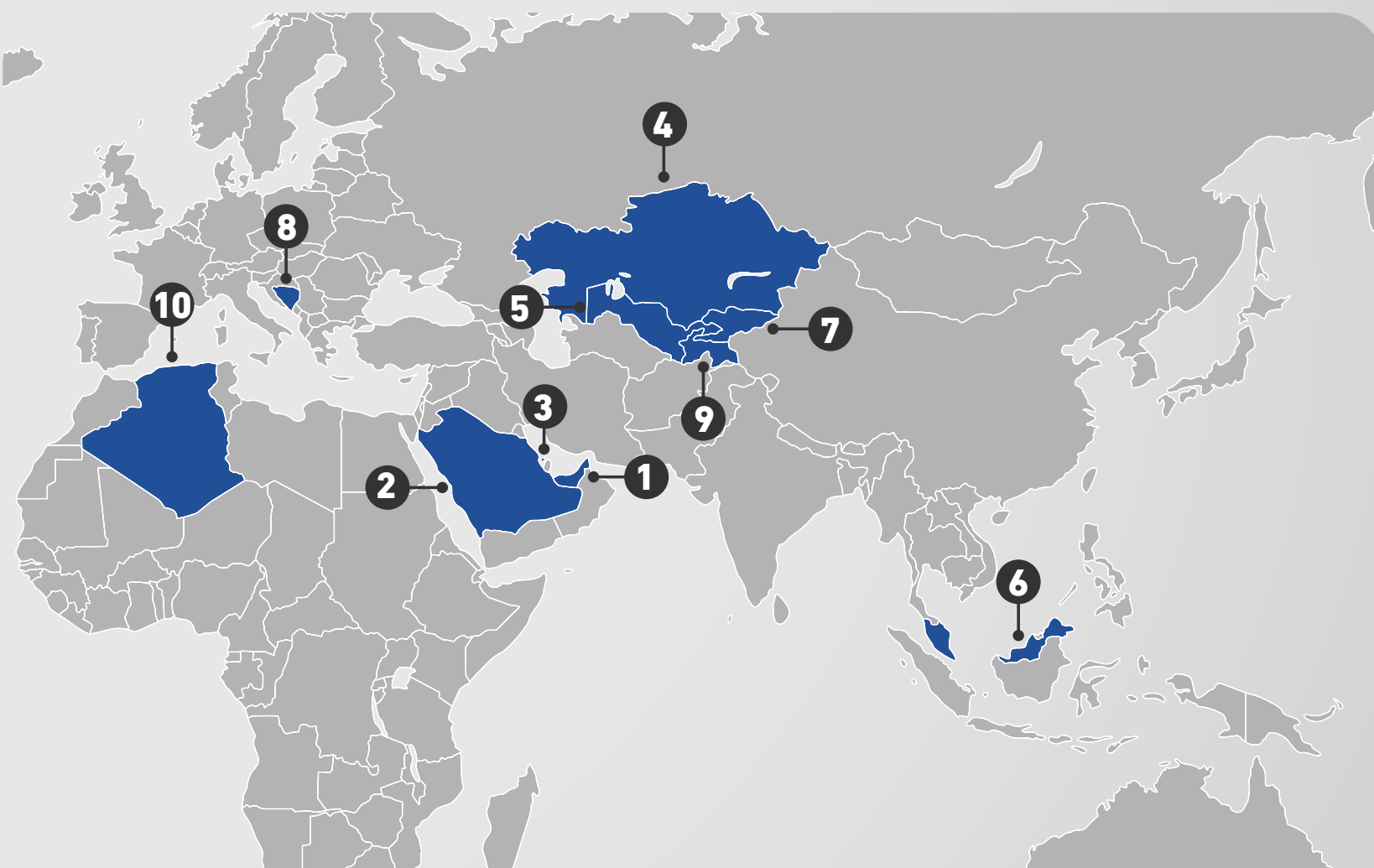




الجمعية الإسلامية للتجارة والصناعة والزراعة
Islamic Chamber of Commerce, Industry & Agriculture
La Chambre Islamique de Commerce, d'Industrie et d'Agriculture

TOP ICCIA COUNTRIES IN THE WORLD HAPPINESS INDEX 2022

1		UAE	26	6.571
2		SAUDI ARABIA	30	6.463
3		BAHRAIN	42	6.173
4		KAZAKHSTAN	44	6.144
5		UZBEKISTAN	54	6.014
6		MALAYSIA	55	6.012
7		KYRGYZSTAN	62	5.825
8		BOSNIA AND HERZEGOVINA	71	5.633
9		TAJIKISTAN	80	5.330
10		ALGERIA	81	5.329



SCORE

GLOBAL RANK



الْخَفْضَةُ الْإِسْلَامِيَّةُ لِلتِّجَارَةِ وَالصَّنَاعَةِ وَالزَّرَاعَةِ
Islamic Chamber of Commerce, Industry & Agriculture
La Chambre Islamique de Commerce, d'Industrie et d'Agriculture